

2.50mm MINI POWER CONNECTORS



5700 SERIES. For Panel and Free Hanging Mounting.

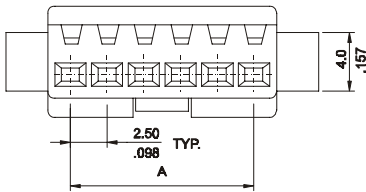
Features

- Available in 2 through 12 circuits
- Positive housing lock for secure mating retention
- Integrally moulded mounting ears available
- Material: Nylon 6/6 UL 94 V-0, Colour: Black
- Accepts 5713 and 5714 series crimp terminal
- For free hanging or panel mounted
- 2.50mm(.098") spacing in grid pattern

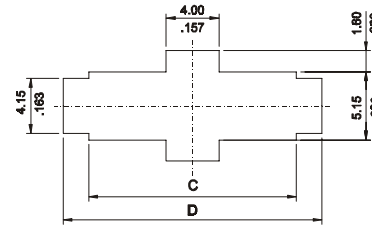
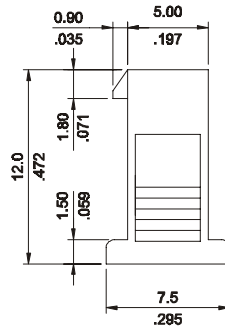
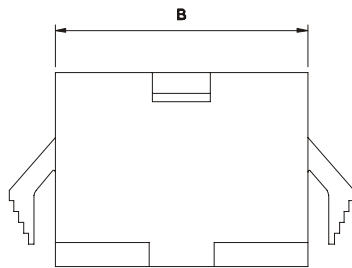
Dimensional Information

Ordering and Dimensional Information

FEMALE CONNECTOR



Circuit Size	Part Number	Dimensions			
		A	B	C	D
02	5700-1021	2,50(0,098)	5,50(0,217)	5,80(0,228)	9,80(0,386)
03	5700-1031	5,00(0,197)	8,00(0,315)	8,30(0,327)	12,30(0,484)
04	5700-1041	7,50(0,295)	10,50(0,413)	10,80(0,425)	14,80(0,583)
05	5700-1051	10,00(0,394)	13,00(0,512)	13,30(0,524)	17,30(0,681)
06	5700-1061	12,50(0,492)	15,50(0,610)	15,80(0,622)	19,80(0,780)
07	5700-1071	15,00(0,591)	18,00(0,709)	18,30(0,720)	22,30(0,878)
08	5700-1081	17,50(0,689)	20,50(0,807)	20,80(0,819)	24,80(0,976)
09	5700-1091	20,00(0,787)	23,00(0,905)	23,30(0,917)	27,30(1,075)
10	5700-1101	22,50(0,886)	25,50(1,004)	25,80(1,016)	29,80(1,173)
11	5700-1111	25,00(0,984)	28,00(1,102)	28,30(1,114)	32,30(1,272)
12	5700-1121	27,50(1,083)	30,50(1,201)	30,80(1,213)	34,80(1,370)



RECOMMENDED PANEL PATTERN

MALE CONNECTOR

Circuit Size	Part Number	Dimensions		
		A	B	C
02	5700-2021	2,50(0,098)	8,00(0,315)	5,50(0,216)
03	5700-2031	5,00(0,297)	10,50(0,413)	8,00(0,315)
04	5700-2041	7,50(0,295)	13,00(0,512)	10,50(0,413)
05	5700-2051	10,00(0,394)	15,50(0,610)	13,00(0,512)
06	5700-2061	12,50(0,492)	18,00(0,709)	15,50(0,610)
07	5700-2071	15,00(0,592)	20,50(0,807)	18,00(0,709)
08	5700-2081	17,50(0,689)	23,00(0,906)	20,50(0,807)
09	5700-2091	20,00(0,787)	25,50(1,004)	23,00(0,905)
10	5700-2101	22,50(0,886)	28,00(1,102)	25,50(1,004)
11	5700-2111	25,00(0,984)	30,50(1,201)	28,00(1,102)
12	5700-2121	27,50(1,083)	33,00(1,299)	30,50(1,201)

