

PRODUCT NUMBER
76350-YXX-XXLF

WHEN REQUIRED, ADD SUFFIX LETTER "LF"
INDICATES THE PRODUCT IS RoHS COMPLIANT
& COMPATIBLE, SEE NOTE 8

TOTAL NB OF POSITIONS 04 TO 72

PLATING:

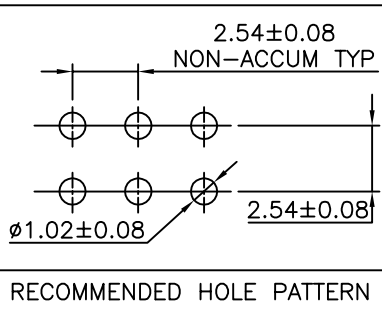
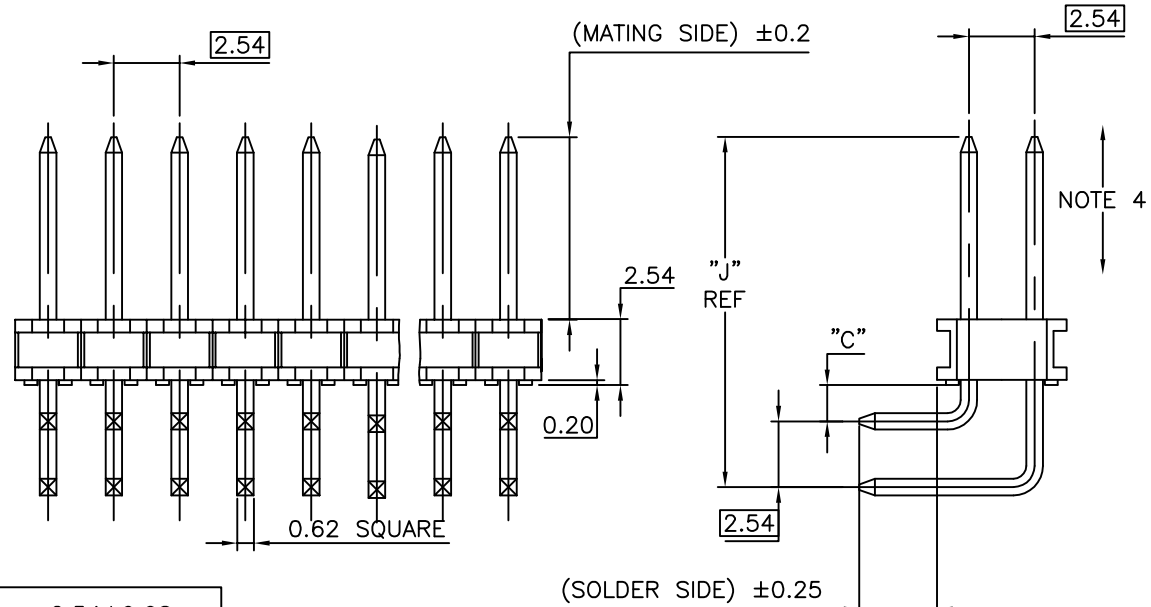
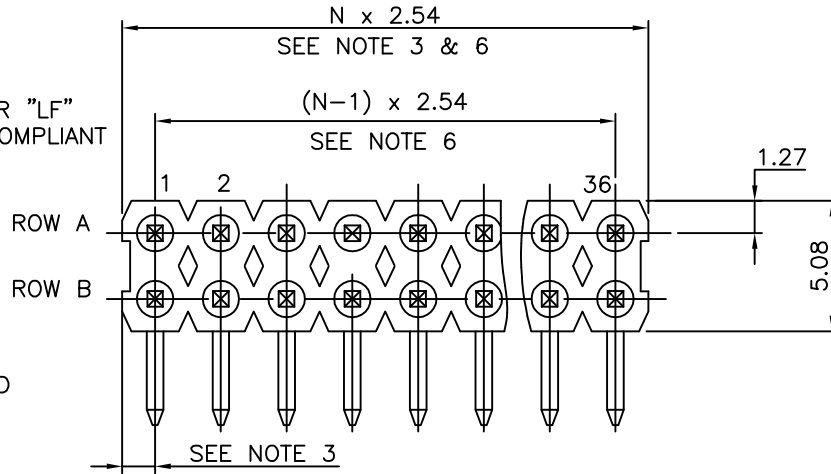
PIN STYLE SEE SHEET 2

- 1 = 0.76µm FULL GOLD/GXT, OVER 1.27µm Ni MIN
3 = 3.81µm FULL TIN/LEAD OVER 1.27µm Ni MIN.
WHEN "LF" IS REQUIRED, 2µm MATTE TIN OVER
1.27µm MIN NICKEL IS PROVIDED INSTEAD OF TIN-LEAD
8 = 0.38µm FULL GOLD/GXT, OVER 1.27µm Ni MIN

NOTES:

- HOUSING MAT'L : HIGH TEMPERATURE THERMOPLASTIC
FLAME RETARDANT PER UL94-VO, COLOR BLACK.
- PIN MATERIAL : PHOSPHOR BRONZE.
- DIM 1.27^{+0.03}_{-0.13} FOR MOULDED SIDE(S)
ONLY. IF SIDE(S) ARE BROKEN, DIM 1.02
TO 1.7 MAX APPLIES.
- PIN PUSH OUT FORCE : 12N MIN.
- PRODUCT PACKAGED IN POLY BAGS.
- TO DETERMINE DIMENSIONS :
N = NUMBER OF POSITIONS
EXAMPLE : 8 POS N x 2.54 = 20.32mm
- FOR STANDARD SELECTIVE GOLD PLATED
PRODUCTS, SEE DRAWING 77317.
- RoHS COMPATIBLE PRODUCT SPECIFICATIONS

- a - SUFFIX "LF" IS ADDED JUST FOR EASY
LEADFREE IDENTIFICATION FOR PLATING VERSION 1 & 8.
- b - MANUFACTURING PROCESS COMPATIBILITY
- THE HOUSING WILL WITHSTAND EXPOSURE TO
260°C ±5°C SOLDER BATH TEMPERATURE FOR
5 SECONDS IN A WAVE SOLDER APPLICATION
WITH A 1.6mm MIN THICK CIRCUIT BOARD.
- c - LABELING:
- MEETS PACKAGING SPECS AS PER GS-14-920
- d - LEGAL STATEMENT: SEE GS-22-008



mat'l. code SEE NOTES		surface ISO 1302	tolerance ISO 406 ISO 1101	projection mm	product family BERGSTIK
ltr	ecn no	dr	date	angles	linear
AH	F06-0207	LMU	06.07.27	.X	±0.3
AJ	F08-0148	JCO	08.05.27	.XX	±0.15
AK	F11-0077	LMU	11.06.28	.XXX	±0.05
dr		G LEOTY	95.08.26	scale 5:1	
AE	F20149	DLE	02.02.19	engr/COMPAGNON J 95.08.26	
AF	F03-0203	LMU	03.04.28	chr	
AG	F02-0186	LMU	05.06.09	appd JMC 95.08.26	
sheet index	revision sheet	AK	AG		
		1	2		

title
HEADER RA,DR
2.54mm

dwg no
76350

sheet 1 of 2

size
A3

type
CUSTOMER Drawing

APPLICATION SPECIFIC				
PIN STYLE	MATING	SOLDER	"C"	"J"
03	5.84	2.41	1.52	12.44
04	5.84	3.05	1.52	12.44
06	10.72	13.39	1.52	17.32
07	12.32	13.39	1.52	18.92
08	3.05	3.05	1.52	9.65
09	6.04	1.6	1.52	12.64
10	10.89	3.05	1.52	17.49
14	5.82	7.8	1.4	12.3
15	3.2	10	1.52	9.8
18	3.5	6.4	1.4	10
20	13	3.23	1.52	19.6
22	7.48	1.6	1.52	14.08



FCIconnect.com

Copyright FCI

mat'l. code		surface		tolerance		projection		product family	
		ISO 1302		ISO 406 ISO 1101				BSTIK	
ltr	ecn no	dr	date	tolerances unless otherwise specified		mm		title	
AA	F00135	DLE	00.02.23	angles	linear			HEADER,DR,RA, 2.54 mm	
AB	F00145	LMU	00.03.07			scale			
AC	F00461	LMU	00.07.11						
AD	F20116	DLE	02.01.17	dr	G LEOTY	95.08.26	dwg no		sheet 2 of - size
AE	F03-0203	LMU	03.04.28	engr	COMPAGNON J	95.08.26	76350		A3
AF	F05-0186	LMU	05.06.09	chr			type		CUSTOMER Drawing
AG	F06-0207	LMU	06.07.27	appd	JMC	95.08.26			
sheet	revision								
index	sheet								

PDM: Rev:AK

STATUS:Released

Printed: Jun 30, 2011