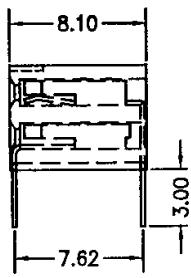
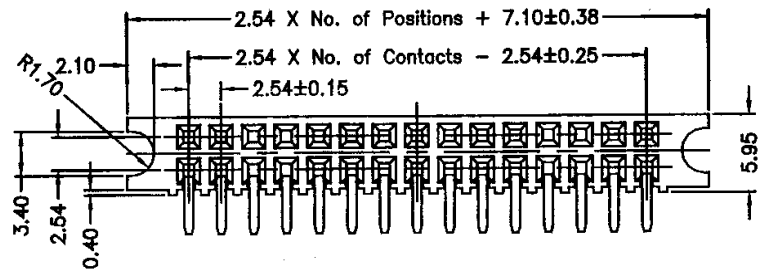
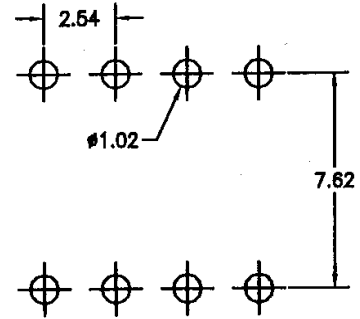


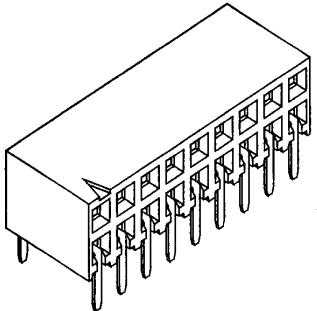
A TYPE



Recommended PC Board Hole Layout



B TYPE



**SPECIFICATIONS**

- Current rating: 3 amps
- Contact material: Copper alloy
- Contact plating: Gold contacts, tin tails
- Contact resistance: 20 milliohms max.
- Insulator material: Glass filled polyester, UL94V-0
- Insulation resistance: 1,000 megohms min.
- Withstanding: 600VAC for 1 min.
- Operating temperature: -40°C to +105°C

RoHS compliant

Series	Rows	Profile	Positions	Plating
ARS	02	SELPJ	XX	XX
Receptacle strip .100" pitch	01=Single 02=Dual	Side entry 8.1mm wide 5.95mm high	Single row: 2-40 Dual row: 4-80	GD=Gold TN=Tin SG=Duplex

Rev.	Description	Date	Approved	Drawing	Name	Date
				Approved	Howard	08/10/99
				Checked	Lizzy	08/10/99
				Drawn	Tina	08/10/99
				0.0 ± 0.35	0.00 ± 0.20	Angles ± 3'
				UNIT: mm		

**Central Components Manufacturing**  
 440 Lincoln Blvd., Middlesex, New Jersey 08846  
 Phone 732 469-5720 888 288-5152 Fax 732 469-1919

Part No.: **ARS-02-SELPJ-XX-XX**

Description: Receptacle strip, .100" pitch, dual row, side entry