



Micro Commercial Components
 20736 Marilla Street Chatsworth
 CA 91311
 Phone: (818) 701-4933
 Fax: (818) 701-4939

BAS70W THRU BAS70W-06

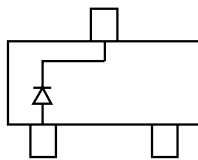
200mW Schottky Barrier Rectifiers 70 Volts

Features

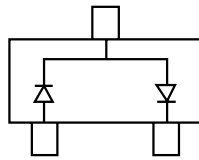
- Low Turn-on Voltage
- Fast Switching
- Ultra-Small Surface Mount Package

Mechanical Data

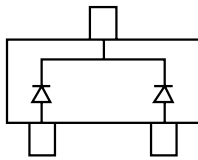
- Case: SOT-323, Molded Plastic
- Marking Code: BAS70W=K73
 BAS70W-04=K74
 BAS70W-05=K75
 BAS70W-06=K76



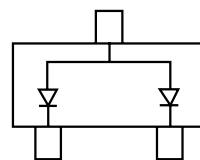
BAS70W



BAS70W-04

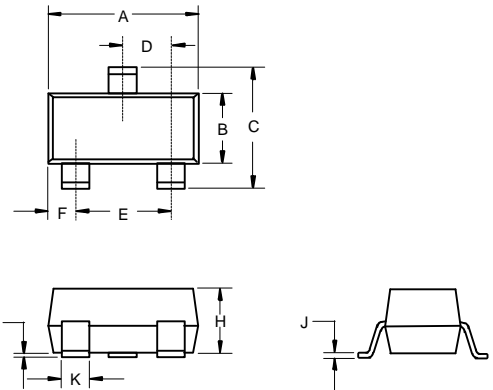


BAS70W-05



BAS70W-06

SOT-323



DIM	INCHES		MM		NOTE
	MIN	MAX	MIN	MAX	
A	.071	.087	1.80	2.20	
B	.045	.053	1.15	1.35	
C	.079	.087	2.00	2.20	
D	.026 Nominal		0.65Nominal		
E	.047	.055	1.20	1.40	
F	.012	.016	.30	.40	
G	.000	.004	.000	.100	
H	.035	.039	.90	1.00	
J	.004	.010	.100	.250	
K	.012	.016	.30	.40	

Electrical Characteristics @ 25°C Unless Otherwise Specified

Symbol	Parameter	Min	Typ	Max	Units
$V_{(BR)R}$	Reverse Breakdown Voltage ($I_R=10\mu A_{dc}$)	70	---	---	V
V_F	Forward Voltage $I_F=1.0mA_{dc}$ $I_F=15mA_{dc}$	---	---	410 1000	mV
I_R	Leakage Current ($V_R=50V_{dc}$)	---	---	100	nA
C_D	Junction Capacitance ($V_R=0$, $f=1.0MHz$)	---	---	2.0	pF
t_{rr}	Reverse Recovery Time ($I_F=10mA$ through $I_R=10mA$ to $I_R=1.0mA$)	---	---	5.0	ns

Suggested Solder Pad Layout

