



RB751S-40

SURFACE MOUNT SCHOTTKY DIODES

VOLTAGE 40 Volts **CURRENT** 300 mA

SOD-523 Unit : inch(mm)

FEATURES

- Extremely Fast Switching Speed
- Very Low V_F : 0.325V (Typ) at $I_F = 1\text{mA}$
- Surface mount package ideally suited for automatic insertion
- In compliance with EU RoHS 2002/95/EC directives

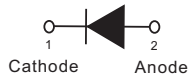
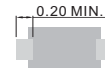
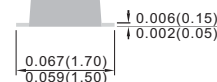
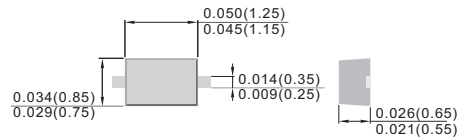
MECHANICAL DATA

Case: SOD-523, Plastic

Terminals: Solderable per MIL-STD-750, Method 2026

Approx Weight : 0.0014 gram

Marking : 51



ABSOLUTE RATINGS

Parameter	Symbol	Value	Units
Maximum Reverse DC Voltage	V_{RRM}	40	V
Peak Reverse Voltage	V_R	30	V
Maximum Forward Current	$I_{F(AV)}$	0.3	A
Power Dissipation ⁽¹⁾	P_{TOT}	0.2	W
Peak Forward Surge Current at t=8.3ms	I_{FSM}	500	mA
Junction Temperature	T_J	-55 to + 125	°C
Storage Temperature	T_{STG}	-55 to + 125	°C

THERMAL CHARACTERISTICS

PARAMETER	Symbol	Value	Units
Thermal Resistance, Junction to Ambient ⁽¹⁾	$R_{\theta JA}$	500	°C/W

1. FR-4 Board = 70 x 60 x 1mm. Minimum Pad Layout

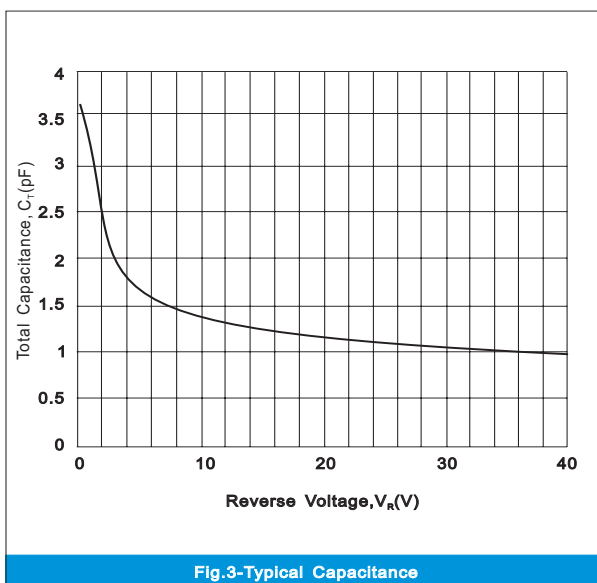
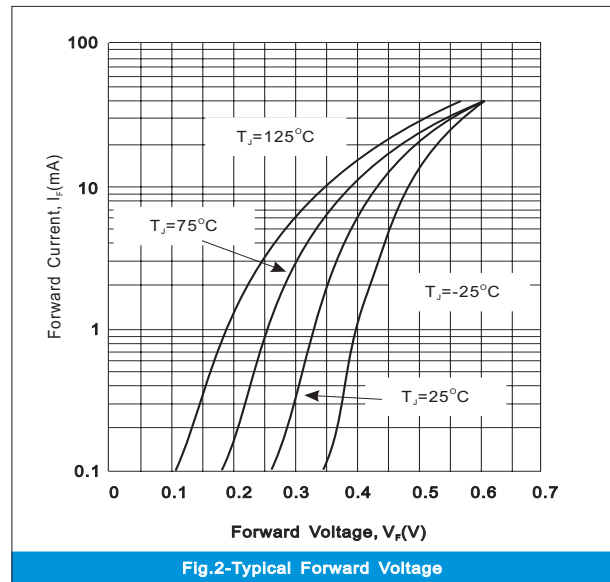
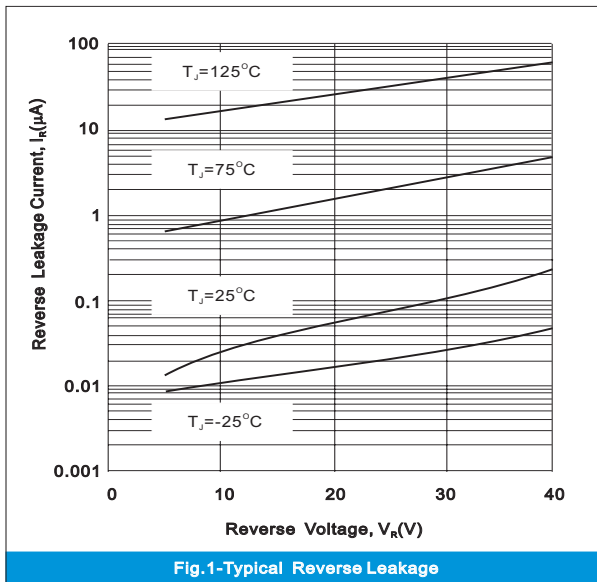


RB751S-40

ELECTRICAL CHARACTERISTICS ($T_J = 25^\circ\text{C}$ unless otherwise noted)

PARAMETER	Symbol	Test Condition	MIN.	TYP.	MAX.	Units
Reverse Leakage Current	I_R	$V_R=30\text{V}$	-	-	0.5	μA
Forward Voltage	V_F	$I_F=1\text{mA}$	-	-	0.37	V
Total Capacitance	C_T	$V_R=1\text{V}, F=1\text{MHz}$	-	3	5	pF

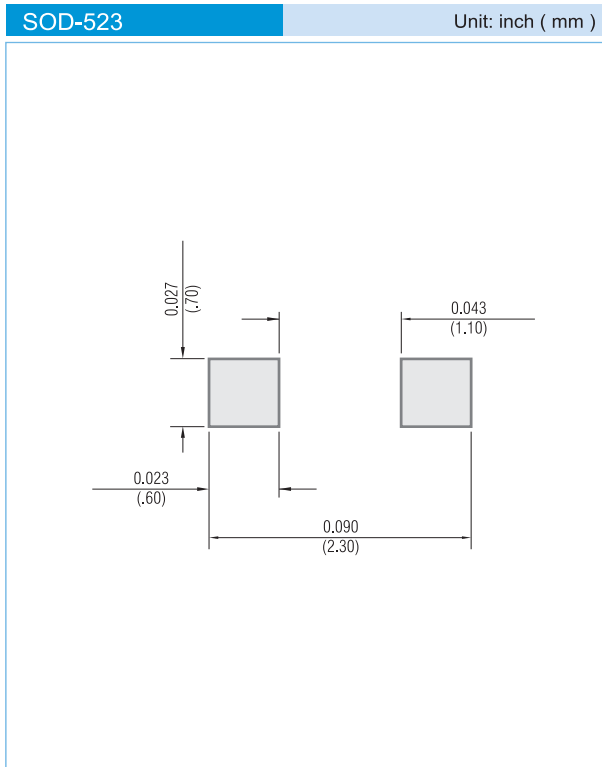
ELECTRICAL CHARACTERISTICS CURVE





RB751S-40

MOUNTING PAD LAYOUT



ORDER INFORMATION

- Packing information
 - T/R - 12K per 13" plastic Reel
 - T/R - 5K per 7" plastic Reel

LEGAL STATEMENT

Copyright PanJit International, Inc 2011

The information presented in this document is believed to be accurate and reliable. The specifications and information herein are subject to change without notice. Pan Jit makes no warranty, representation or guarantee regarding the suitability of its products for any particular purpose. Pan Jit products are not authorized for use in life support devices or systems. Pan Jit does not convey any license under its patent rights or rights of others.