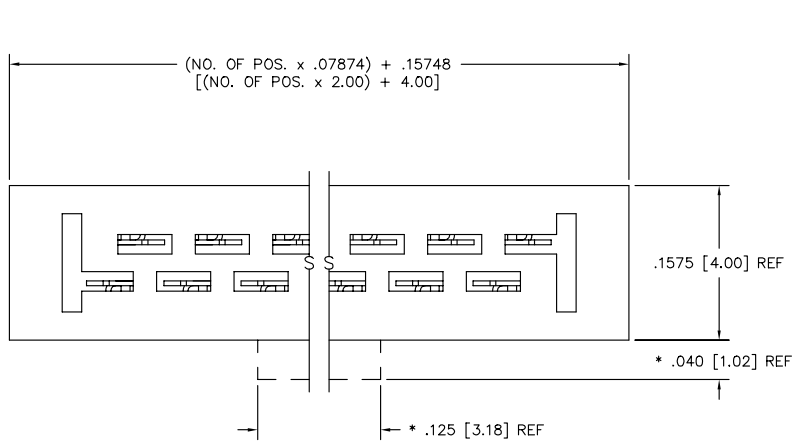


DIMENSIONS ARE IN INCHES		UNLESS OTHERWISE NOTED	TOLERANCES ARE:
ONE PLACE DECIMALS ±.1 [2.54]	THREE PLACE DECIMALS ±.005 [-.127]	ANGLES ± 2°	
TWO PLACE DECIMALS ±.01 [.25]	FOUR PLACE DECIMALS ± .0020 [.050]		



TCSD-XX-XX-X-X-XXX

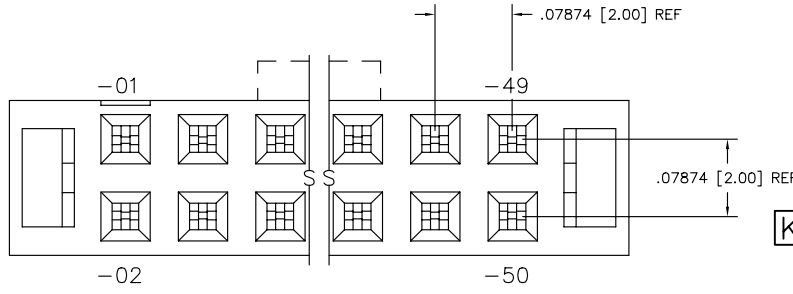
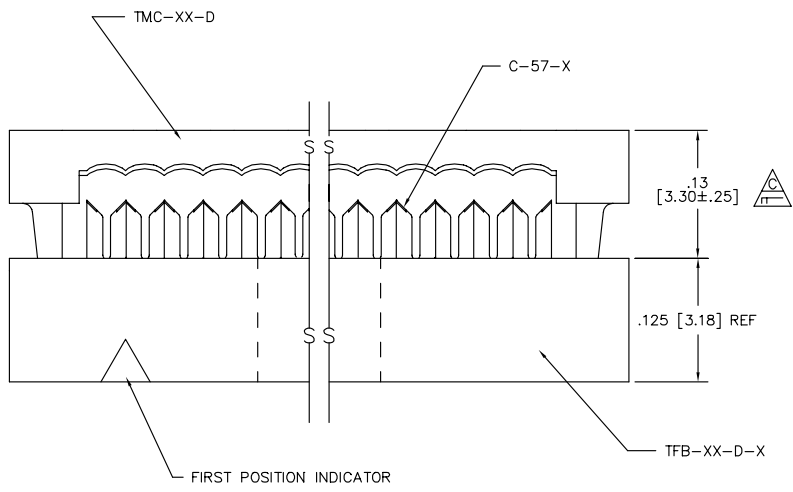
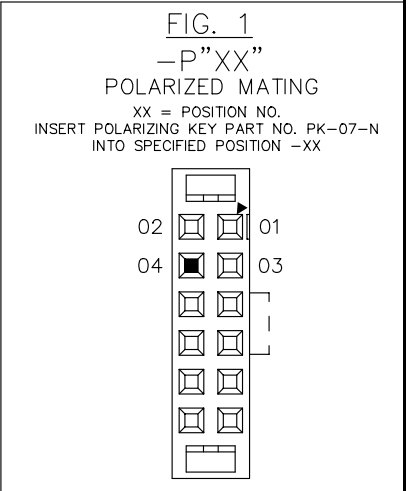
NO. OF POS. PER ROW  
 -02 THRU -25

LEAD STYLE  
 -01: USE C-57-X

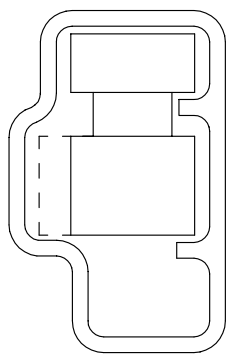
OPTIONS  
 -L: LIGHT PLATING (USE C-57-L)  
 -F: FLASH SELECTIVE GOLD (USE C-57-F)  
 (LEAVE BLANK FOR STANDARD PLATING AND USE C-57-S)

OPTIONS  
 -N: (SEE NOTE 2)  
 USE TFB-XX-D-P, LEAVE BLANK FOR STANDARD AND USE TFB-XX-D

OPTION  
 -P"XX": POLARIZED MATING  
 USE PK-07-N (SEE FIG. 1)



PACKAGE PARTS IN TUBE AS SHOWN



PACKAGING NOTES:  
 1.) PARTS TO BE POSITIONED IN TUBE WITH #1 POSITION OPPOSITE OF ARROW.  
 2.) USE PT-1-24-01-33 AND (2) TP-03.

PLOT SCALE: 1=.1

DWG\MISC\mktg TCSDSUB-mkt

**samtec**

520 PARK EAST BLVD. NEW ALBANY, INDIANA 47150  
 PHONE (812) 944-6733 P.O. BOX 1147  
 CODE 55322

DO NOT SCALE FROM THIS PRINT

**PROPRIETARY NOTE**  
 THIS DOCUMENT CONTAINS INFORMATION CONFIDENTIAL AND PROPRIETARY TO SAMTEC INC. AND SHALL NOT BE REPRODUCED OR TRANSFERRED TO OTHER DOCUMENTS OR DISCLOSED TO OTHERS OR USED FOR ANY PURPOSE OTHER THAN THAT FOR WHICH IT WAS OBTAINED WITHOUT THE EXPRESSED WRITTEN CONSENT OF SAMTEC INC.

K

- NOTES:
- RETENTION FORCE IN BODY TO BE 1/2 lb. MIN.
  - \* = OPTIONAL POLARIZING KEY - NOT AVAILABLE ON POS. -02 AND -03
  - ▲ REPRESENTS CRITICAL DIMENSION FOR STATISTICAL PROCESS CONTROL.