

# T1<sup>3</sup>/<sub>4</sub> (5mm) BILEVEL PCB LEDs

CLEAR, INTERLOCKING ARRAYS

PART NO: **21PCT200 CWR6 -SI**

| MODEL | LENS, COLOR, BRIGHT. | LED COLOR | LED SPECS USED | ELECTRO-OPTICAL CHARACTERISTICS<br>Ta=25°C Ir=100 A(MAX) |                |            |       |
|-------|----------------------|-----------|----------------|--|----------------|------------|-------|
|       |                      |           |                | If mA typ  | Iv mcd min/typ | Vf typ/max | λP nm |

### T1-3/4 (5mm) RT. ANGLE MED. PROFILE, CLEAR PCB LEDs

|          |     |              |           |    |          |         |     |
|----------|-----|--------------|-----------|----|----------|---------|-----|
| 21PCT190 | CR6 | ULTRA RED    | LD190CWR6 | 20 | 80/140   | 1.7/2.4 | 660 |
| 22PCT190 | CR4 | HI-EFF RED   | LD190CR4  | 10 | 3.7/17.0 | 2.0/2.8 | 635 |
| 23PCT190 |     |              |           |    |          |         |     |
| 24PCT190 | CY4 | AMBER YELLOW | LD190CY4  | 10 | 5.0/19.0 | 2.1/2.8 | 585 |
|          | CG4 | HI-EFF GREEN | LD190CG4  | 10 | 5.0/19.0 | 2.1/2.8 | 565 |

### T1-3/4 (5mm) RT. ANGLE STD. PROFILE, CLEAR PCB LEDs

|          |         |               |               |    |           |         |     |
|----------|---------|---------------|---------------|----|-----------|---------|-----|
| 21PCT200 | CR5K    | RED 5K mcd    | L200CWR5K     | 20 | 1.8K/4.1K | 1.7/2.2 | 660 |
| 22PCT200 | CR1K    | RED 1K mcd    | L200CWR1KA    | 20 | 700/1K    | 1.8/2.4 | 660 |
| 23PCT200 | CR900   | RED 900 mcd   | L200CWR900-S0 | 20 | 560/1280  | 1.7/2.2 | 660 |
| 24PCT200 | CR6     | ULTRA RED     | L200CWR6S     | 20 | 80/160    | 1.7/2.0 | 660 |
|          | CR5 (A) | HI-EFF RED    | L200CR5A      | 10 | 10/40     | 2.0/2.8 | 635 |
|          | CO5 (A) | ORANGF        | L200CW05A     | 20 | 60/90     | 2.2/2.5 | 605 |
|          | CY3K    | YELLOW 3K mcd | L200CWY3K     | 20 | 850/2.5K  | 1.9/2.6 | 590 |
|          | CY5 (A) | AMBER YELLOW  | L200CY5A      | 10 | 10/40     | 2.1/2.8 | 585 |
|          | CLY5    | LIME YELLOW   | L200CWLY5S    | 20 | 80/160    | 2.1/2.5 | 570 |
|          | CWG6    | ULTRA GREEN   | LD200CWG6     | 20 | 320/700   | 2.1/2.8 | 567 |
|          | CG5 (A) | HI-EFF GREEN  | L200CG5A      | 20 | 10/40     | 2.1/2.8 | 565 |
|          | CPG6    | PURE GREEN    | L200CPG6S     | 20 | 100/150   | 2.1/2.5 | 555 |
|          | CPG5    | PURE GREEN    | L200CPG5S     | 20 | 50/80     | 2.1/2.5 | 555 |
|          | CB5     | BLUE          | L200CB5       | 20 | 15/30     | 2.9/3.7 | 470 |

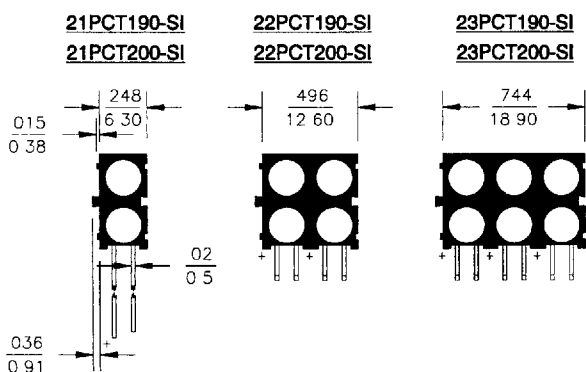
### SPECIALS:

- 5V & 12V INTEGRATED RESISTOR LEDS
- SUNLIGHT VISIBLE LEDS
- LOW CURRENT 2mA LEDS
- BLINKING LEDS
- DUAL CHIP LEDS
- BICOLOR/TRICOLOR LEDS
- INFRARED LEDS
- MULTIPLE LED ARRAYS
- BIPOLAR LEDS
- MULTICHIP 6-CHIP LEDS

Topr - -30°C TO +85°C Tstg = -30°C TO +100°C

CX5A DIRECTLY REPLACES CX5 LEDS

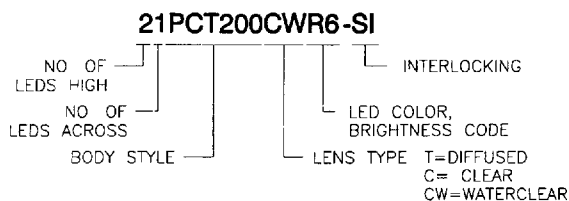
NOTE, ON ALL 21PCT PARTS LEADS ARE FULL LENGTH UNLESS OTHERWISE SPECIFIED



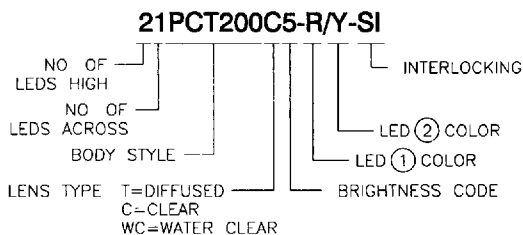
ALL DIMS INCH/mm ALL LEADS THICKNESS 02"/0.5 SQ TOL XXX = 010", XX = 025"

### PART NUMBER EXAMPLES:

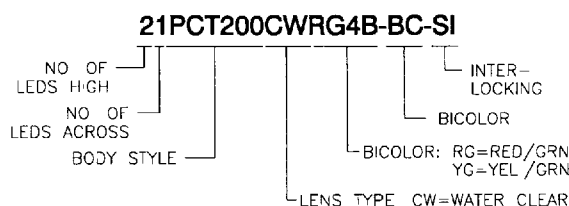
#### ALL LEDS SAME COLOR/LENS TYPE



#### MIX COLORS/SAME TYPE LED



#### ALL BICOLOR/TRICOLOR LEDS



#### MIX COLORS, 5V/12V RESISTOR LEDS

