

FCN-704*/705*/744/745**-AU/*, -AU/MS, -707/747****-AU***

**FCN-700/740 Series Board Plug/Socket
and IDC Plug/Socket Connectors**

FEATURES

This mini-header and socket were developed to provide a compact set of connectors — their combined height is less than half that of the Model 700 connector. Unique plastic retention clips prevent disconnection due to vibration. There are up to 34 contact header and socket combinations, and the socket can be mated with all contact numbers of the FCN-700 header with S hooks and locked. The mini-header has an integral polarization to ensure correct insertion.


SPECIFICATIONS

Temperature Range	-55 to +105°C
Current Rating	1 A DC
Voltage Rating	250 VAC
Contact Resistance	20 mΩ max (6 VDC, 0.3A)
Insulation Resistance	1000 MΩ min (500 VDC)
Dielectric Withstand Voltage	500 VAC for 1 min.
Maximum Insertion Force	3.5 kg (10 contacts), 10.5 kg (30 contacts)
Maximum Withdrawal Force	0.30 kg (10 contacts), 1.25 kg (60 contacts)
Applicable Wire	Flat cable: 1.27 mm (0.05 in.) pitch, AWG #28 (stranded wire), AWG #30 (solid wire)
Applicable PC Board (standard)	1.6 mm (0.063 in.)

MATERIALS

Contact	Copper alloy	
Insulator	Polyester, UL94V-0	
Plating	Contacts	Gold over palladium over nickel (PAGOS)
	Terminals	Palladium

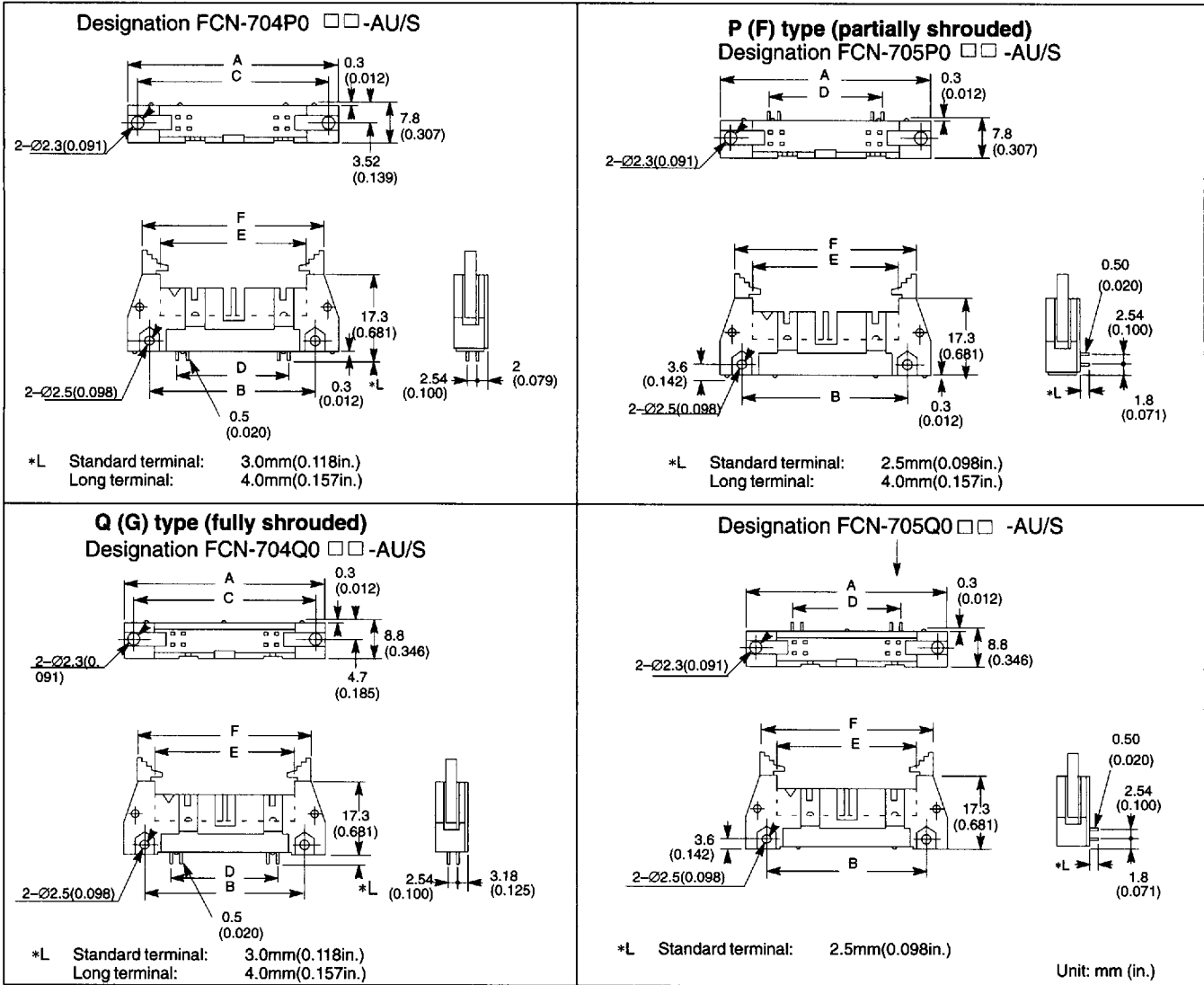
4



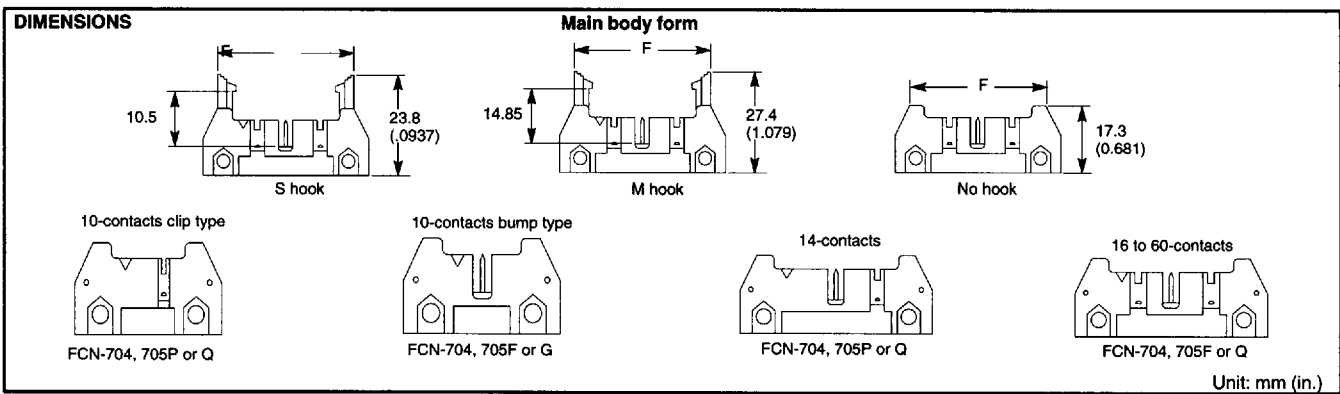
FCN-704*/705^{****}-AU/* *-HOOK HEADER

DIMENSIONS

(Main body is the same as FCN-700 header except for hooks.)



4



PART NUMBERS

No. of Contacts	Header Type Terminal length Terminal type Hook Type	Designate the following in the □ : P for P type header (one side shrouded); Q for Q type header (both sides shrouded); F for one side shrouded 10-contacts bump type header; or G for both sides shrouded 10-contacts bump type header.			
		Standard terminal Straight solder dip: 3.0mm (0.118 in.) Right-angle solder dip: 2.5mm (0.098 in.)		Long terminal Straight/Right-angle solder dip 4mm (0.157 in.)	
		Straight solder dip type	Right-angle solder dip type	Straight solder dip type	Right-angle solder dip type (P type only)
10	No hook	FCN-702□010-AU/0	FCN-705□010AU/0	FCN-704□010-AU/A	FCN-705P010AU/A
	M hook	FCN-704□010-AU/M	FCN-705□010AU/M	FCN-704□010-AU/C	FCN-705P010AU/C
	S hook	FCN-704□010-AU/S	FCN-705□010AU/S	FCN-704□010-AU/E	FCN-705P010AU/E
14	No hook	FCN-704□014-AU/0	FCN-705□014AU/0	FCN-704□014-AU/A	FCN-705P014AU/A
	M hook	FCN-704□014-AU/M	FCN-705□014AU/M	FCN-704□014-AU/C	FCN-705P014AU/C
	S hook	FCN-704□014-AU/S	FCN-705□014AU/S	FCN-704□014-AU/E	FCN-705P014AU/E
16	No hook	FCN-704□016-AU/0	FCN-705□016AU/0	FCN-704□016-AU/A	FCN-705P016AU/A
	M hook	FCN-704□016-AU/M	FCN-705□016AU/M	FCN-704□016-AU/C	FCN-705P016AU/C
	S hook	FCN-704□016-AU/S	FCN-705□016AU/S	FCN-704□016-AU/E	FCN-705P016AU/E
20	No hook	FCN-704□020-AU/0	FCN-705□020AU/0	FCN-704□020-AU/A	FCN-705P020AU/A
	M hook	FCN-704□020-AU/M	FCN-705□020AU/M	FCN-704□020-AU/C	FCN-705P020AU/C
	S hook	FCN-704□020-AU/S	FCN-705□020AU/S	FCN-704□020-AU/E	FCN-705P020AU/E
26	No hook	FCN-704□026-AU/0	FCN-705□026AU/0	FCN-704□026-AU/A	FCN-705P026AU/A
	M hook	FCN-704□026-AU/M	FCN-705□026AU/M	FCN-704□026-AU/C	FCN-705P026AU/C
	S hook	FCN-704□026-AU/S	FCN-705□026AU/S	FCN-704□026-AU/E	FCN-705P026AU/E
30	No hook	FCN-704□030-AU/0	FCN-705□030AU/0	FCN-704□030-AU/A	FCN-705P030AU/A
	M hook	FCN-704□030-AU/M	FCN-705□030AU/M	FCN-704□030-AU/C	FCN-705P030AU/C
	S hook	FCN-704□030-AU/S	FCN-705□030AU/S	FCN-704□030-AU/E	FCN-705P030AU/E
34	No hook	FCN-704□034-AU/0	FCN-705□034AU/0	FCN-704□034-AU/A	FCN-705P034AU/A
	M hook	FCN-704□034-AU/M	FCN-705□034AU/M	FCN-704□034-AU/C	FCN-705P034AU/C
	S hook	FCN-704□034-AU/S	FCN-705□034AU/S	FCN-704□034-AU/E	FCN-705P034AU/E
40	No hook	FCN-704□040-AU/0	FCN-705□040AU/0	FCN-704□040-AU/A	FCN-705P040AU/A
	M hook	FCN-704□040-AU/M	FCN-705□040AU/M	FCN-704□040-AU/C	FCN-705P040AU/C
	S hook	FCN-704□040-AU/S	FCN-705□040AU/S	FCN-704□040-AU/E	FCN-705P040AU/E
50	No hook	FCN-704□050-AU/0	FCN-705□050AU/0	FCN-704□050-AU/A	FCN-705P050AU/A
	M hook	FCN-704□050-AU/M	FCN-705□050AU/M	FCN-704□050-AU/C	FCN-705P050AU/C
	S hook	FCN-704□050-AU/S	FCN-705□050AU/S	FCN-704□050-AU/E	FCN-705P050AU/E
60	No hook	FCN-704□060-AU/0	FCN-705□060AU/0	FCN-704□060-AU/A	FCN-705P060AU/A
	M hook	FCN-704□060-AU/M	FCN-705□060AU/M	FCN-704□060-AU/C	FCN-705P060AU/C
	S hook	FCN-704□060-AU/S	FCN-705□060AU/S	FCN-704□060-AU/E	FCN-705P060AU/E

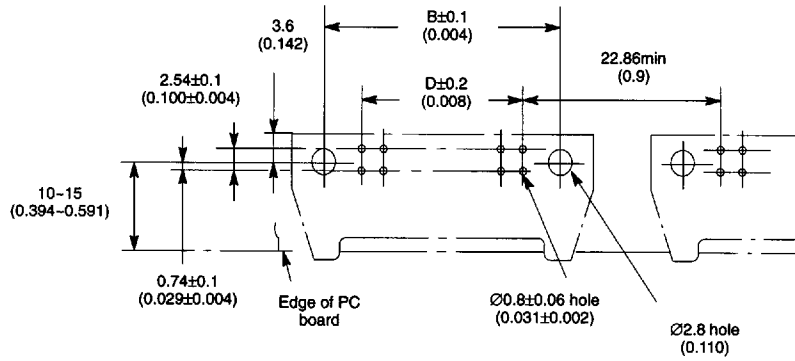
Note: These part numbers indicate standard 30 microinch precious metal plating in contact area.
Suffix -HN designates 15 microinch precious metal plating.

DIMENSION TABLE FOR BOARD PLUG AND IDC SOCKET

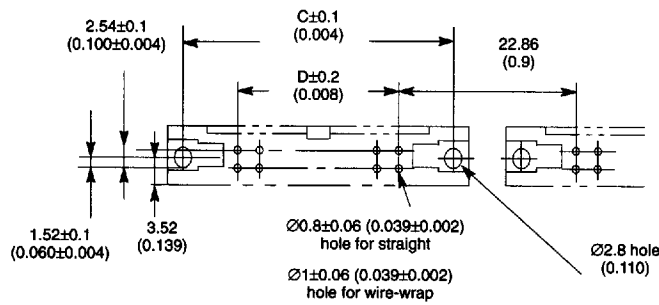
No. of Cotacts	A	B	C	D	E	F
10	32.0(1.260)	21.8(0.858)	27.9(1.098)	10.16(0.400)	18.3(0.720)	26.3(1.035)
12	37.1(1.461)	26.9(1.059)	33.0(1.299)	15.24(0.600)	23.4(0.921)	31.4(1.236)
16	39.8(1.559)	29.4(1.157)	35.5(1.398)	17.78(0.700)	25.9(1.020)	33.9(1.335)
20	44.7(1.760)	34.5(1.358)	40.6(1.598)	22.86(0.900)	31.0(1.220)	39.0(1.535)
26	52.3(2.059)	42.2(1.661)	48.3(1.902)	30.48(1.200)	38.6(1.520)	46.6(1.835)
30	57.4(2.260)	47.2(1.858)	53.3(2.098)	35.56(1.400)	43.7(1.720)	51.7(2.035)
34	62.5(2.461)	52.3(2.059)	58.4(2.299)	40.64(1.600)	48.8(1.921)	56.8(2.236)
40	70.1(2.760)	59.9(2.358)	66.0(2.598)	48.26(1.900)	56.4(2.220)	64.4(2.535)
50	82.8(3.260)	72.6(2.858)	78.7(3.098)	60.96(2.400)	69.0(2.717)	77.0(3.031)
60	95.5(3.760)	85.3(3.358)	91.4(3.598)	73.66(2.900)	81.8(3.220)	89.8(3.535)

MOUNTING HOLE LAYOUT

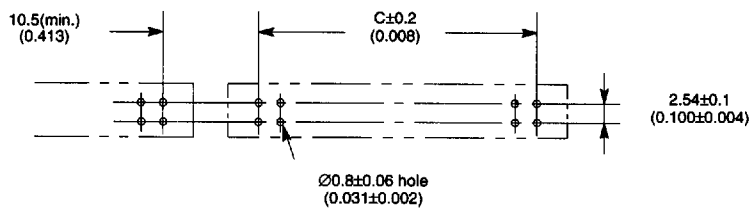
Header (right-angle P and Q types)



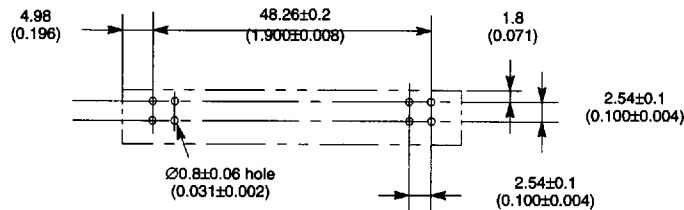
Hook header (straight)



Mini-header (straight)



Mini-header (right angle)



Note 1: IDC tools are given as a group later.
Note 2: Connectors with cables are given as a group later.
Note 3: The 0 at the end of the designation is the number zero.

Unit: mm (in.)

4