
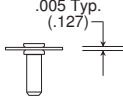

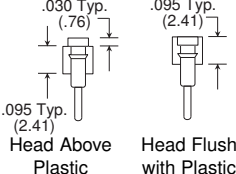

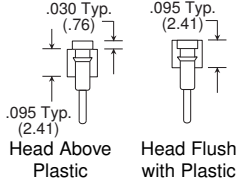


## Table of Models

	<p>Description: <b>Peel-A-Way® (KSS)</b>                  Material: Polyimide Film                  Index: -269°C to 400°C (-452°F to 752°F)</p>	
	<p>Description: <b>Molded Snap Strips (RSS, RLSS)</b>                  Material: High Temp. Liquid Crystal Polymer (LCP)                  Index: -40°C to 260°C (-40°F to 500°F)</p>	
	<p>Description: <b>Molded Solid Strips (RNB, RLNB)</b>                  Material: High Temp. Liquid Crystal Polymer (LCP)                  Index: -40°C to 260°C (-40°F to 500°F)</p>	

RSS/RLSS replaces HSS/HLSS and SS/LSS  
 RNB/RLNB replaces HNB/HLNB and NB/LNB

## Features:

- Available in three body types: Peel-A-Way® Removable Terminal Carriers, molded Solid Strips, and molded Snap Strips [breakable at .100/(2.54mm)].
- Tapered entry for ease of insertion.
- Multiple finger contacts for reliability.
- Closed bottom sleeve for 100% anti-wicking of solder.

## Specifications:

### Terminals:

Brass - Copper Alloy  
 (C36000) ASTM-B-16

### Contacts:

Beryllium Copper  
 (C17200) ASTM-B-194

### Solder Preform:


Standard: 63Sn/37Pb  
 Lead-free: Sn/Ag/Cu

### Plating:

G - Gold over Nickel  
 M - Matte Tin over Nickel  
 T - Tin/Lead over Nickel

Gold per MIL-G-45204  
 Matte Tin per ASTM545-97  
 Tin/Lead per MIL-P-81728  
 Nickel per QQ-N-290

## Options



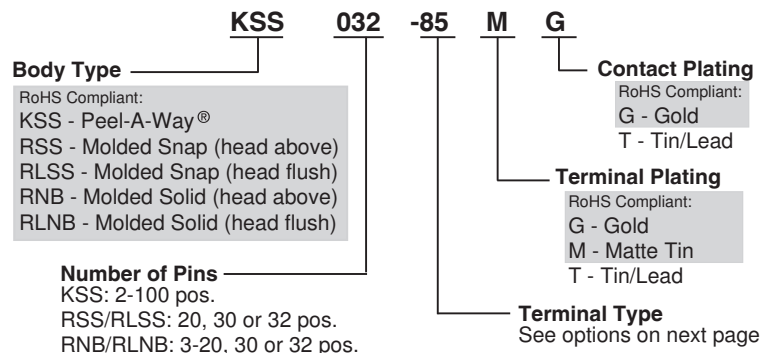
### Tape Sealant - add 3M to end of part number

- Removable tape seal protects plated contact in harsh environments
- Sealed socket will not allow dirt and other contaminants to enter socket chamber and become entrapped behind contact fingers
- Spray flux without contaminating contact area

## Material

Silicone Backed Polyimide Film, -74°C to 260°C (-100°F to 500°F)  
 Intermittent to 371°C (700°F)

## How To Order



Note: Terminals plated with Matte Tin are available only with Gold plated contacts.  
 Quick-Turn delivery is not available on products with Matte Tin plating.



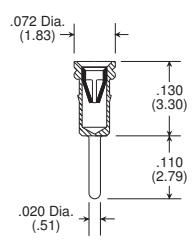
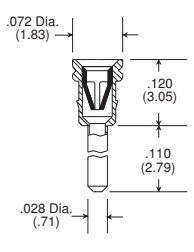
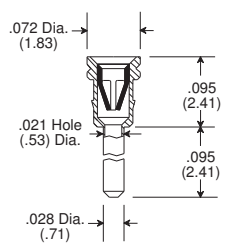
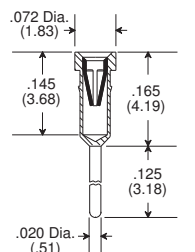
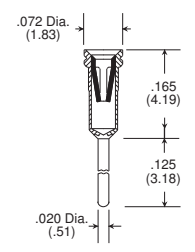
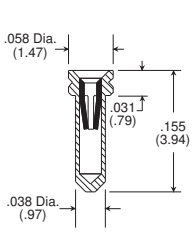
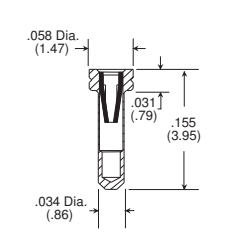
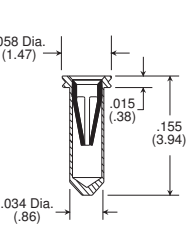
5 Energy Way, West Warwick, RI 02893 USA  
 Tel: 800.423.9850 | 401.823.5200  
 Fax: 401.823.8723  
 info@advanced.com | www.advanced.com  
 Cat. 16 Rev. 0

Products shown covered by patents issued and/or pending. Specifications subject to change without notice.

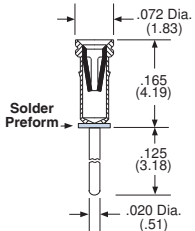
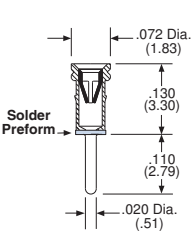
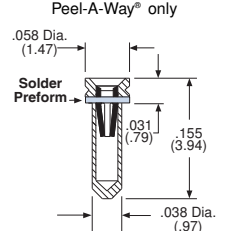
inch/(mm)


Additional standard and custom terminals available.  
See Terminals section or consult factory.

## Standard Quick-Turn Terminals

Type -51	Type -04	Type -49	Type -01
		<p>Not for use with head above</p> 	<p>Molded only</p> 
Type -33	Type -85	Type -176	Type -210
<p>Peel-A-Way® only</p> 	<p>Peel-A-Way® only</p> 	<p>Peel-A-Way® only</p> 	<p>Peel-A-Way® only</p> 


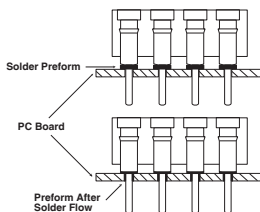
## Solder Preform Terminals

Tin/Lead: Type -150 Lead-free: Type -811	Tin/Lead: Type -151 Lead-free: Type -812	Tin/Lead: Type -111 Lead-free: Type -810
		<p>Peel-A-Way® only</p> 

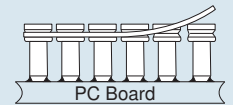


### Intrusive Reflow Application

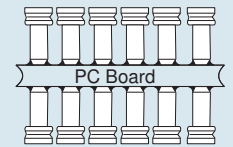
- Combines the labor of socket loading and solder application into one operation.
- Eliminates the use of solder paste and screening operation.
- Eliminates solder bridges and/or solder shorts due to excess solder.
- Ensures a reliable solder joint with controlled solder volume.
- Ideal for surface mount and mixed technology applications.
- For custom solder preform terminal applications consult factory.



### Surface Mount Applications:



Peel-A-Way®  
Surface Mount Sockets



Surface Mount Top/Bottom

### Features:

- Sockets surface mount to PCB.
- Supplied in high temperature Peel-A-Way® socket terminal carrier.
- Peel-A-Way® carrier can be left in place for added stability.
- High reliability screw-machined terminals with multiple finger beryllium copper contacts.
- Available with solder preforms.

### Available Online:

- RoHS Qualification Test Report