2.5x5mm RECTANGULAR SOLID LAMP

L-513EDT ORANGE

Features

- LOW POWER CONSUMPTION.
- RELIABLE AND RUGGED.
- EXCELLENT UNIFORMITY OF LIGHT OUTPUT.
- SUITABLE FOR LEVEL INDICATOR.
- I.C. COMPATIBLE.
- LONG LIFE - SOLID STATE RELIABILITY.

Description

The Orange source color devices are made with Gallium Arsenide Phosphide on Gallium Phosphide Orange Light Emitting Diode.

Package Dimensions

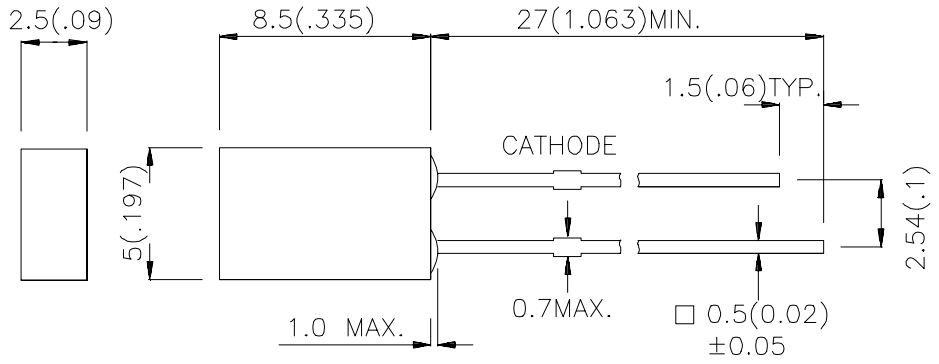

Notes:
1. All dimensions are in millimeters (inches).
2. Tolerance is ±0.25(0.01") unless otherwise noted.
3. Lead spacing is measured where the lead emerge package.
4. Specifications are subject to change without notice.

Selection Guide

Part No.	Dice	Lens Type	Iv (mcd) @ 10 mA		Viewing Angle
			Min.	Typ.	2θ1/2
L-513EDT	ORANGE (GaAsP/GaP)	ORANGE DIFFUSED	1.8	5	110°

Note:
1. θ1/2 is the angle from optical centerline where the luminous intensity is 1/2 the optical centerline value.

Electrical / Optical Characteristics at T_A=25°C

Symbol	Parameter	Device	Typ.	Max.	Units	Test Conditions
λpeak	Peak Wavelength	Orange	627		nm	I_F=20mA
λD	Dominate Wavelength	Orange	625		nm	I_F=20mA
Δλ1/2	Spectral Line Halfwidth	Orange	45		nm	I_F=20mA
C	Capacitance	Orange	15		pF	V_F=0V;f=1MHz
V_F	Forward Voltage	Orange	2.0	2.5	V	I_F=20mA
I_R	Reverse Current	Orange		10	uA	V_R = 5V

Absolute Maximum Ratings at T_A=25°C

Parameter	Orange	Units
Power dissipation	105	mW
DC Forward Current	30	mA
Peak Forward Current [1]	160	mA
Reverse Voltage	5	V
Operating/Storage Temperature	-40°C To +85°C	
Lead Solder Temperature [2]	260°C For 5 Seconds	

Notes:
1. 1/10 Duty Cycle, 0.1ms Pulse Width.
2. 2mm below package base.

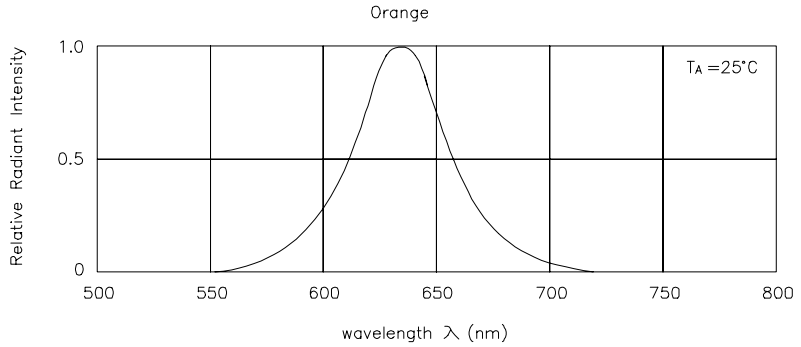

RELATIVE INTENSITY Vs. WAVELENGTH

Orange L-513EDT

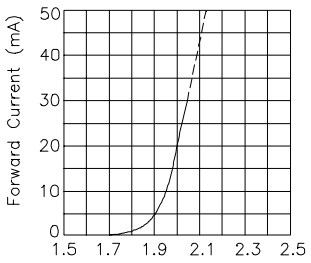

FORWARD CURRENT Vs. FORWARD VOLTAGE

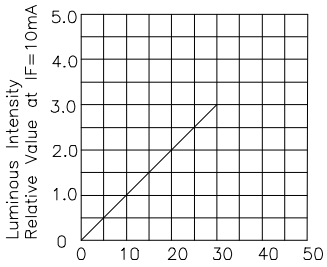

LUMINOUS INTENSITY Vs. FORWARD CURRENT

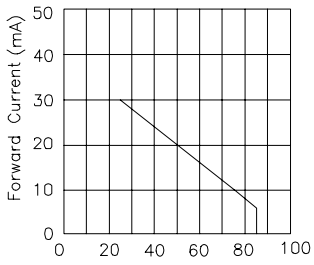

FORWARD CURRENT DERATING CURVE

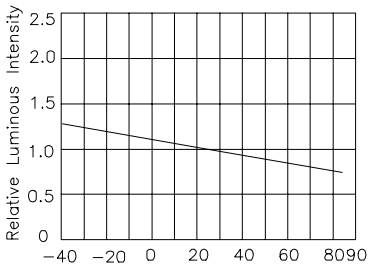

LUMINOUS INTENSITY Vs. AMBIENT TEMPERATURE

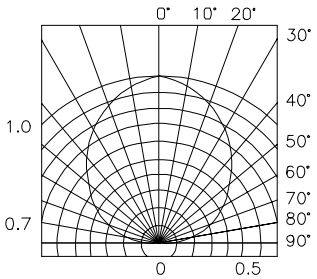

SPATIAL DISTRIBUTION