


PRODUCTION DIP SOCKETS

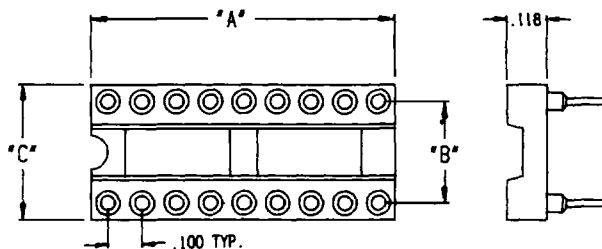


Open Body Screw Machine Sockets

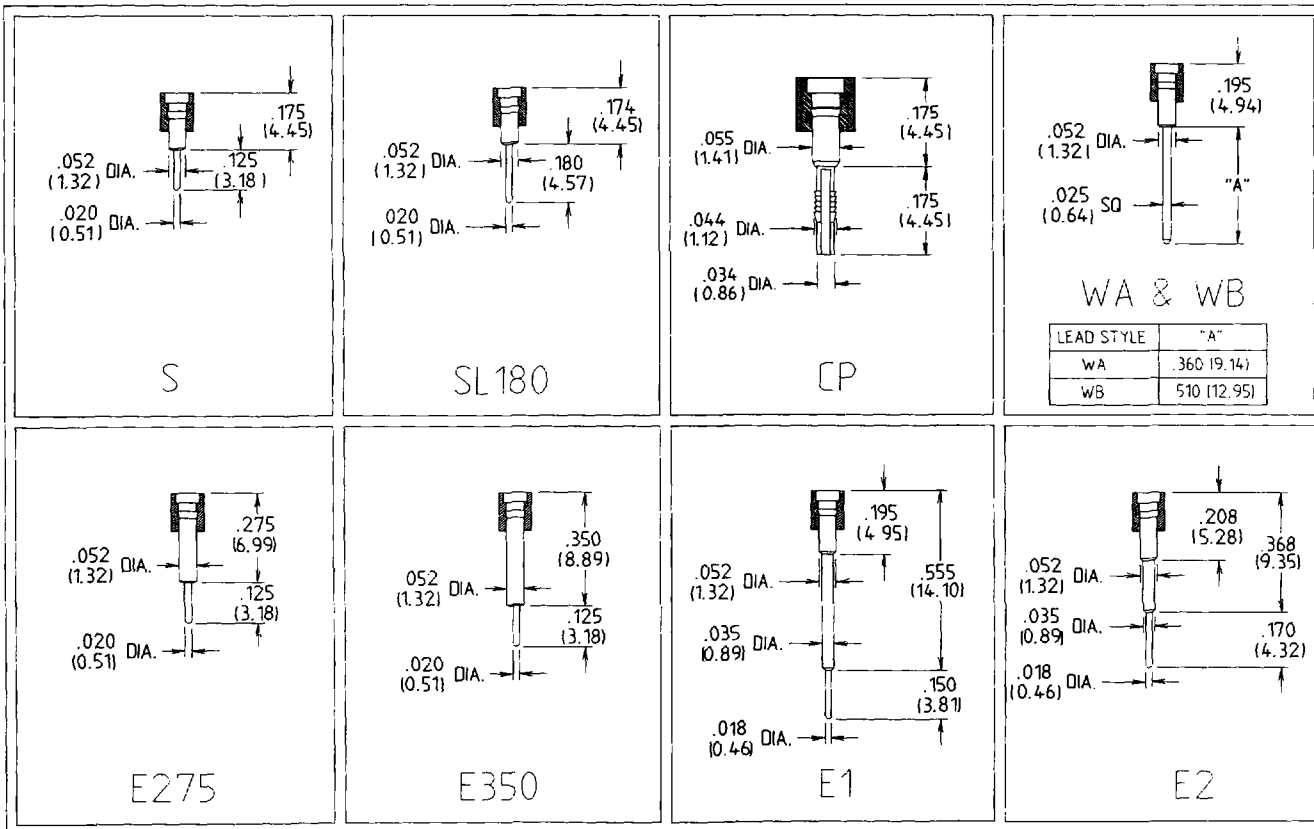
ICE Series



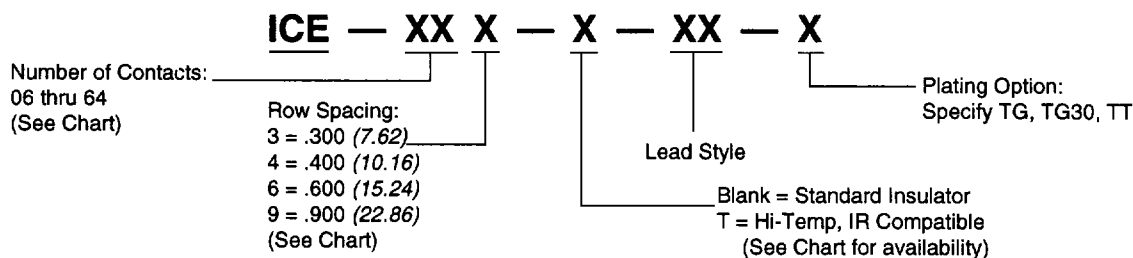
- Variety of pin lengths to meet specific board stacking applications
- Open body provides convection cooling
- 4-finger beryllium copper contact accepts short IC leader
- 48 and 64 pin sizes available for VLSI, LAN and microprocessor chips
- Side and end stackable



SOCKETS



How To Order ICE Series



Part Numbers

Number of Contacts	Description	Dimension A	Dimension B	Dimension C
6	ICE-063-X-X	.295 (7.49)	.300 (7.62)	.395 (10.03)
8	ICE-083-X-X	.395 (10.03)	.300 (7.62)	.395 (10.03)
10	ICE-103-X-X	.495 (12.57)	.300 (7.62)	.395 (10.03)
14 ‡	ICE-143-X-X	.695 (17.65)	.300 (7.62)	.395 (10.03)
16 ‡	ICE-163-X-X	.795 (20.19)	.300 (7.62)	.395 (10.03)
18	ICE-183-X-X	.895 (22.73)	.300 (7.62)	.395 (10.03)
20 ‡	ICE-203-X-X	.995 (25.27)	.300 (7.62)	.395 (10.03)
22	ICE-223-X-X	1.095 (27.81)	.300 (7.62)	.395 (10.03)
22 *	ICE-224-X-X	1.095 (27.81)	.400 (10.16)	.495 (12.57)
24 ‡	ICE-243-X-X	1.195 (30.35)	.300 (7.62)	.395 (10.03)
24 *	ICE-244-X-X	1.195 (30.35)	.400 (10.16)	.495 (12.57)
24	ICE-246-X-X	1.195 (30.35)	.600 (15.24)	.695 (17.65)
28	ICE-283-X-X	1.395 (35.43)	.300 (7.62)	.395 (10.03)
28 ‡	ICE-286-X-X	1.395 (35.43)	.600 (15.24)	.695 (17.65)
32	ICE-326-X-X	1.595 (40.51)	.600 (15.24)	.695 (17.65)
36 *	ICE-366-X-X	1.795 (45.60)	.600 (15.24)	.695 (17.65)
40 ‡	ICE-406-X-X	1.995 (50.67)	.600 (15.24)	.695 (17.65)
42	ICE-426-X-X	2.095 (53.21)	.600 (15.24)	.695 (17.65)
48 ‡	ICE-486-X-X	2.395 (60.83)	.600 (15.24)	.695 (17.65)
50 *	ICE-509-X-X	2.495 (63.37)	.900 (22.86)	.995 (25.27)
52 *	ICE-529-X-X	2.595 (65.91)	.900 (22.86)	.995 (25.27)
64 ‡	ICE-649-X-X	3.195 (81.15)	.900 (22.86)	.995 (25.27)

* Available with S & SL lead styles only • ‡ Available with Hi-temp insulator body

Materials:

Body: Black polyester, glass-filled
Contacts: Beryllium Copper
Shell: Half hard Brass

Acceptable Pin Sizes:

Diameter: .016" - .021" (.41 - .53)
Length:
 S, SL180, E1, CP, .110" - .150"
 & E350, & E275 (2.79 - 3.81)
 E2, WA & WB = .110" - .165"
 (2.79 - 4.19)

Mounting Information:

.018" Dia/.020" Dia. Pin = .030" ± .002" (.76 ± .05)
 PCB Hole
 .025" Sq. Pin = .040" ± .002" (1.01 ± .05) PCB Hole
 Pressfit = .037" - .042" (.93 - 1.07) DIA Finished PTH

Performance Characteristics:

Insertion Force: 12 ounces* max per contact
Withdrawal Force: 1.5 ounces* min per contact
 (After 12 insertions)
 *using .017 diameter pin
Capacitance: 1 picofarad maximum
Insulation Resistance: 5000 megohms minimum
Dielectric Withstanding Voltage: 500 volts AC
Current Rating: 1 Ampere
Flammability: UL94V-0
Temperature Range: -65°C to + 125°C

Plating Description:

Suffix: TG = 10 μinch (.254 μm) minimum
 Gold on contact area.
 200 μinch (5.08 μm) minimum
 Tin/Lead on terminal area.
 TG30 = 30 μinch (.762 μm) minimum
 Gold on contact area.
 200 μinch (5.08 μm) minimum
 Tin/Lead in contact area.
 TT = 150 μinch (3.81 μm) minimum
 Tin/Lead on contact area.
 200 μinch (5.08 μm) minimum
 Tin/Lead on terminal area.

All options include: 50 μinch (1.27 μm)
 minimum Nickel underplate.