

5-102567-6 ✓ ACTIVE

AMPMODU | AMPMODU Headers

TE Internal #: 5-102567-6

PCB Mount Header, Vertical, Board-to-Board, 50 Position, 2.54 mm
[.1 in] Centerline, Fully Shrouded, Gold, Through Hole - Solder,
AMPMODU Headers

[View on TE.com >](#)



Connectors > PCB Connectors > PCB Headers & Receptacles



PCB Connector Assembly Type: **PCB Mount Header**

PCB Mount Orientation: **Vertical**

Connector System: **Board-to-Board**

Number of Positions: **50**

Number of Rows: **2**

Features

Product Type Features

PCB Connector Assembly Type	PCB Mount Header
Connector System	Board-to-Board
Header Type	Fully Shrouded
Connector & Contact Terminates To	Printed Circuit Board

Configuration Features

PCB Mount Orientation	Vertical
Number of Positions	50
Number of Rows	2
Board-to-Board Configuration	Parallel

Electrical Characteristics

Termination Resistance	12 mΩ
Operating Voltage	250 VAC

Body Features

Primary Product Color	Black
-----------------------	-------

Contact Features

Mating Square Post Dimension	.64 mm[.025 in]
	100 μin
Contact Shape & Form	Square



PCB Contact Termination Area Plating Material	Tin
Contact Base Material	Copper Alloy
Contact Mating Area Plating Material	Gold
Contact Mating Area Plating Material Thickness	.381 μm [15 μin]
Contact Type	Pin
Contact Current Rating (Max)	3 A

Termination Features

Square Termination Post & Tail Dimension	.64 mm[.025 in]
Termination Post & Tail Length	4.57 mm[.18 in]
Termination Method to Printed Circuit Board	Through Hole - Solder

Mechanical Attachment

Mating Retention	Without
Mating Alignment	With
Mating Alignment Type	Guide Pins
PCB Mount Retention	Without
PCB Mount Alignment	Without
Connector Mounting Type	Board Mount

Housing Features

Centerline (Pitch)	2.54 mm[.1 in]
Housing Material	Thermoplastic

Dimensions

Connector Height	13.97 mm[.55 in]
Row-to-Row Spacing	2.54 mm[.1 in]
Stack Height	11.43 mm[.45 in]
PCB Thickness (Recommended)	1.4 mm[.055 in]

Usage Conditions

Operating Temperature Range	-65 – 105 $^{\circ}\text{C}$ [-85 – 221 $^{\circ}\text{F}$]
-----------------------------	--

Operation/Application

Solder Process Feature	Board Standoff
Circuit Application	Signal

Industry Standards

Approved Standards	CSA LE7189, UL E28476
--------------------	-----------------------

UL Flammability Rating

UL 94V-0

Packaging Features

Packaging Quantity

28

Packaging Type

Tube

Product Compliance

[For compliance documentation, visit the product page on TE.com>](#)

EU RoHS Directive 2011/65/EU

Compliant

EU ELV Directive 2000/53/EC

Compliant

China RoHS 2 Directive MIIT Order No 32, 2016

No Restricted Materials Above Threshold

EU REACH Regulation (EC) No. 1907/2006

Current ECHA Candidate List: JUNE 2023 (235)
 Candidate List Declared Against: JUNE 2023 (235)
 Does not contain REACH SVHC

Halogen Content

BFR/CFR/PVC Free, but Br/Cl >900 ppm in other sources.

Solder Process Capability

Pin-in-Paste capable to 260°C

Product Compliance Disclaimer

This information is provided based on reasonable inquiry of our suppliers and represents our current actual knowledge based on the information they provided. This information is subject to change. The part numbers that TE has identified as EU RoHS compliant have a maximum concentration of 0.1% by weight in homogenous materials for lead, hexavalent chromium, mercury, PBB, PBDE, DBP, BBP, DEHP, DIBP, and 0.01% for cadmium, or qualify for an exemption to these limits as defined in the Annexes of Directive 2011/65/EU (RoHS2). Finished electrical and electronic equipment products will be CE marked as required by Directive 2011/65/EU. Components may not be CE marked. Additionally, the part numbers that TE has identified as EU ELV compliant have a maximum concentration of 0.1% by weight in homogenous materials for lead, hexavalent chromium, and mercury, and 0.01% for cadmium, or qualify for an exemption to these limits as defined in the Annexes of Directive 2000/53/EC (ELV). Regarding the REACH Regulation, the information TE provides on SVHC in articles for this part number is based on the latest European Chemicals Agency (ECHA) 'Guidance on requirements for substances in articles' posted at this URL: <https://echa.europa.eu/guidance-documents/guidance-on-reach>

Compatible Parts




TE Part # 5-532955-8
 50 MODII 2PC CE RCPT ASSY, RoH




TE Part # 6-534975-1
 50 MODII 2PC DR CE RECPT ASSY,
 RoHS

Also in the Series | AMPMODU Headers




Connector Caps & Covers(1)




PCB Connector Mounting(1)




PCB Headers & Receptacles(4871)



PCB Latches, Locks & Retainers(1)



Wire-to-Board Connector Assemblies & Housings(5)



Wire-to-Board Connector Contacts(64)

Customers Also Bought



TE Part #194002-1
PIN ASSY..070




TE Part #2170703-7
CAGE ASSEMBLY, QSFP28 1X1, SPRING



TE Part #5148460-1
ASSY, RECPT, EUROCARD, TYPE C, L-FREE, 144/15



TE Part #207378-7
METRIMATE PIN HEADER ASSY, 6P



TE Part #1-1734101-7
Champ050 series, 50 pos, 30u" Au, 3.30 H

Documents

Product Drawings

50 MODII 2PC HDR DR SHRD .100, ROHS

English

CAD Files

Customer View Model

ENG_CVM_5-102567-6_N3.3d_igs.zip



English

Customer View Model

[ENG_CVM_5-102567-6_N3.3d_stp.zip](#)

English

3D PDF

3D

3D PDF

English

Customer View Model

[ENG_CVM_5-102567-6_N3.2d_dxf.zip](#)

English

By downloading the CAD file I accept and agree to the [Terms and Conditions](#) of use.

Datasheets & Catalog Pages

[AMPMODU_INTERCONNECTION_SYSTEM_SECTION5_CONT](#)

English

Product Environmental Compliance

[TE Material Declaration](#)

English