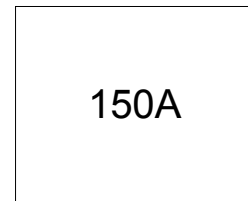


**STANDARD RECOVERY DIODES**

**Stud Version**

**Features**

- Diffused diode
- Wide current range
- High voltage ratings up to 1200V
- High surge current capabilities
- Stud cathode and stud anode version
- Hermetic metal case

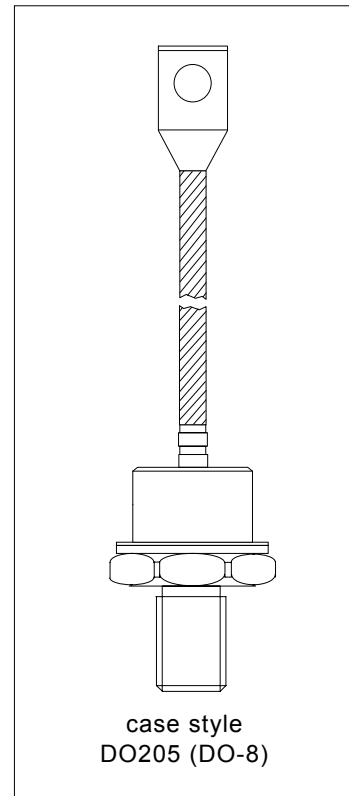


**Typical Applications**

- Welders
- Power supplies
- Machine tool controls
- High power drives
- Medium traction applications
- Battery charges
- Free-wheeling diodes

**Major Ratings and Characteristics**

Parameters	150U(R)..	Units
$I_{F(AV)}$	150	A
@ $T_C$	125	°C
$I_{F(RMS)}$	235	A
$I_{FSM}$ @ 50Hz	3000	A
@ 60Hz	3140	A
$I^2t$ @ 50Hz	45	KA <sup>2</sup> s
@ 60Hz	41	KA <sup>2</sup> s
$V_{RRM}$ range	600 to 1200	V
$T_J$	- 40 to 180	°C



## 150U(R).. Series

Bulletin I2025 rev. A 03/02

International  
IR Rectifier

### ELECTRICAL SPECIFICATIONS

#### Voltage Ratings

Type number	Voltage Code	$V_{RRM}$ , maximum repetitive peak reverse voltage V	$V_{RSM}$ , maximum non-repetitive peak rev. voltage V	$I_{RRM}$ max. @ $T_J = T_J$ max. mA
150U(R)..	060	600	700	15
	080	800	900	
	100	1000	1100	
	120	1200	1300	

#### Forward Conduction

Parameter	150U(R)..	Units	Conditions
$I_{F(AV)}$ Max. average forward current @ Case temperature	150	A	180° conduction, half sine wave
	125	°C	
$I_{F(RMS)}$ Max. RMS forward current	-	A	
$I_{FSM}$ Max. peak, one-cycle forward, non-repetitive surge current	3000	A	t = 10ms No voltage
	3140		t = 8.3ms reapplied
$I^2t$ Maximum $I^2t$ for fusing	45	KA <sup>2</sup> s	t = 10ms No voltage
	41		t = 8.3ms reapplied
$I^2\sqrt{t}$ Maximum $I^2\sqrt{t}$ for fusing	-	KA <sup>2</sup> √s	t = 0.1 to 10ms, no voltage reapplied
$r_f$ Slope resistance	0.97	mΩ	@ $T_J = T_J$ max.
$V_{F(TO)}$ Threshold voltage	0.80	V	
$V_{FM}$ Max. forward voltage drop	1.47	V	$I_{pk} = 600A$ , $T_J = 25^\circ C$ , $t_p = 10ms$ sinusoidal wave

#### Thermal and Mechanical Specifications

Parameter	150U(R)..	Units	Conditions
$T_J$ Max. junction operating temperature range	-40 to 180	°C	
$T_{stg}$ Max. storage temperature range	-40 to 180		
$R_{thJC}$ Max. thermal resistance, junction to case	0.3	K/W	DC operation
$R_{thCS}$ Max. thermal resistance, case to heatsink	0.1		Mounting surface, smooth, flat and greased
T Max. allowed mounting torque +0 -20%	17	Nm	Not lubricated threads
	14.5		Lubricated threads
wt Approximate weight	130	g	
Case style	DO-205 (DO-8)		See Outline Table

#### $\Delta R_{thJC}$ Conduction

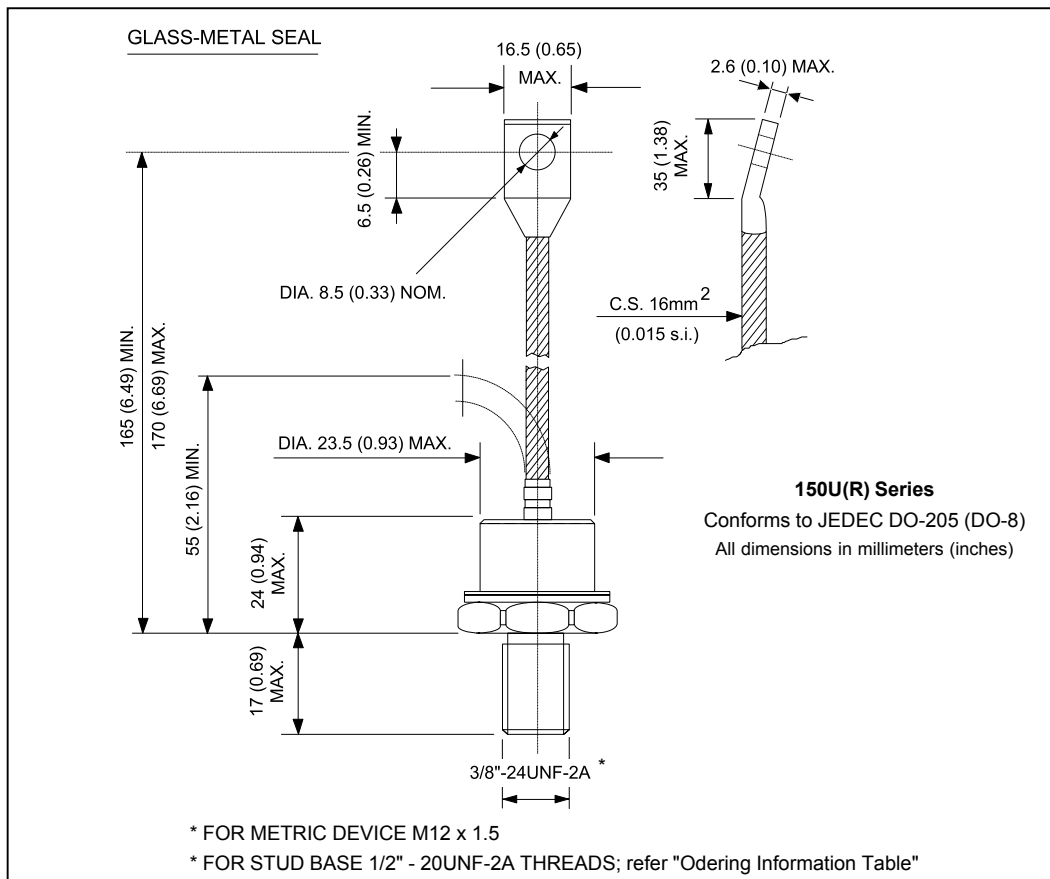
(The following table shows the increment of thermal resistance  $R_{thJC}$  when devices operate at different conduction angles than DC)

Conduction angle	Sinusoidal conduction	Rectangular conduction	Units	Conditions
180°	0.031	0.023	K/W	$T_J = T_J$ max.
120°	0.038	0.040		
90°	0.048	0.053		
60°	0.071	0.075		
30°	0.120	0.121		

Ordering Information Table

Device Code						
<b>1</b>	<b>50</b>	<b>U</b>	<b>R</b>	<b>120</b>	<b>D</b>	<b>L</b>
①	②	③	④	⑤	⑥	
<b>1</b>	- 150	= Standard xx0U device				
<b>2</b>	- U	= Essential Part Number				
<b>3</b>	- R	= Stud Reverse Polarity (Anode to Stud)				
		None = Stud Normal Polarity (Cathode to Stud)				
<b>4</b>	- Voltage code: Code x 10 = $V_{RRM}$	(See Voltage Ratings table)				
<b>5</b>	- D	= Diffused diode				
<b>6</b>	- L	= Stud base 1/2" - 20UNF-2A threads				
		M = Metric base M12 x 1.5				
		None = Stud base 3/8" - 24UNF-2A threads				

Outline Table



# 150U(R).. Series

Bulletin I2025 rev. A 03/02

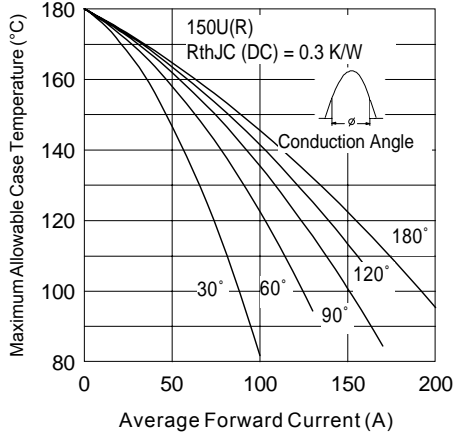


Fig. 1 - Current Ratings Characteristics

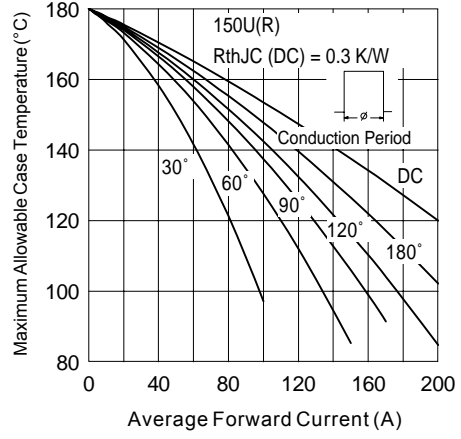


Fig. 2 - Current Ratings Characteristics

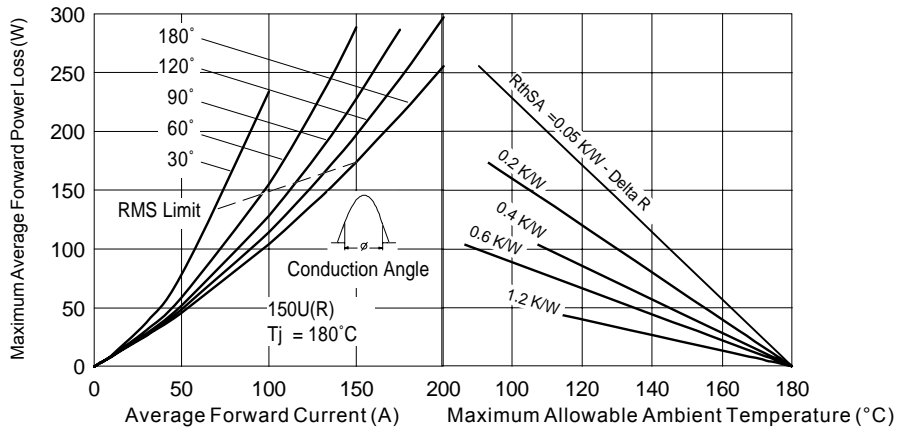


Fig. 3 - Forward Power Loss Characteristics

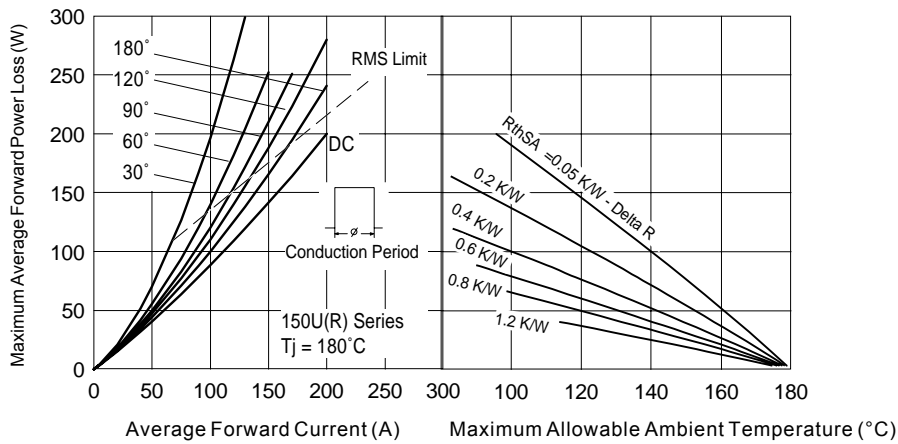


Fig. 4 - Forward Power Loss Characteristics

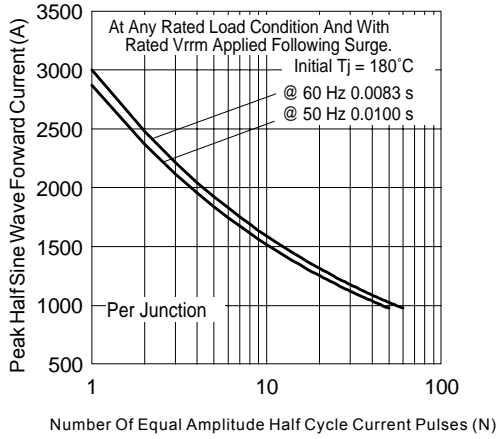


Fig. 5 - Maximum Non-Repetitive Surge Current

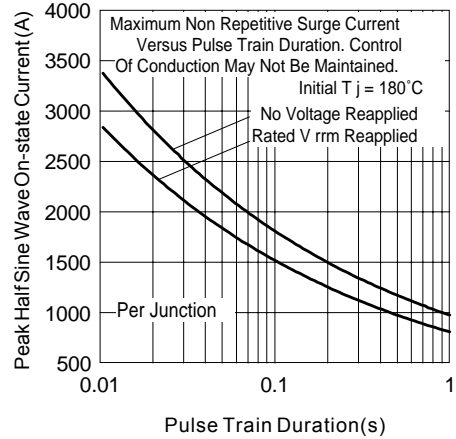


Fig. 6 - Maximum Non-Repetitive Surge Current

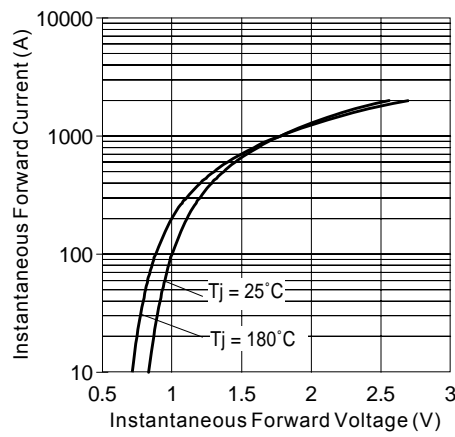


Fig. 7 - Forward Voltage Drop Characteristics

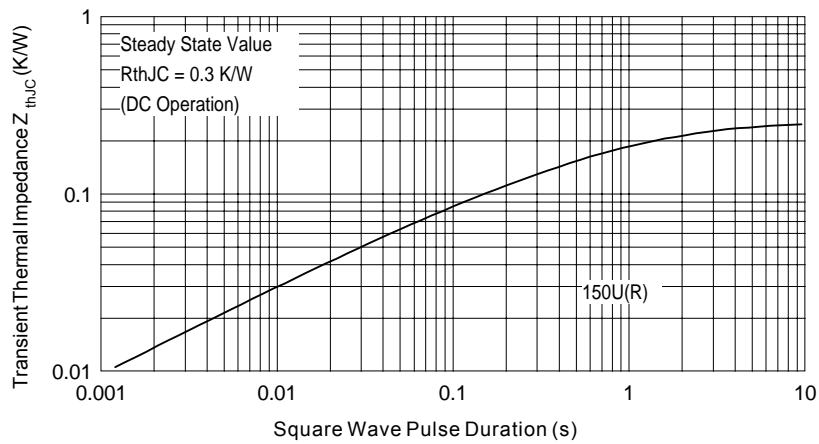


Fig. 8 - Thermal Impedance  $Z_{thJC}$  Characteristic

## 150U(R).. Series

Bulletin I2025 rev. A 03/02

International  
**IOR** Rectifier

---

Data and specifications subject to change without notice.  
This product has been designed and qualified for Industrial Level.  
Qualification Standards can be found on IR's Web site.

International  
**IOR** Rectifier

**IR WORLD HEADQUARTERS:** 233 Kansas St., El Segundo, California 90245, USA Tel: (310) 252-7105  
TAC Fax: (310) 252-7309  
Visit us at [www.irf.com](http://www.irf.com) for sales contact information. 03/02