

2.0mm (0.079") Pin Header

*Straight and Right Angle
(Dual Row)*

1202 Series

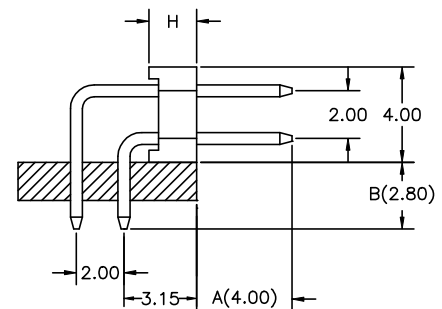
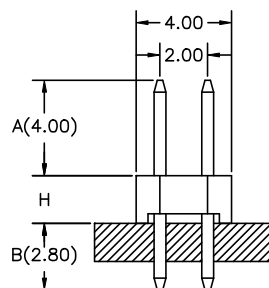
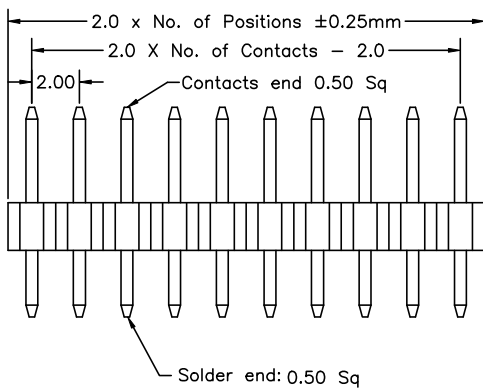
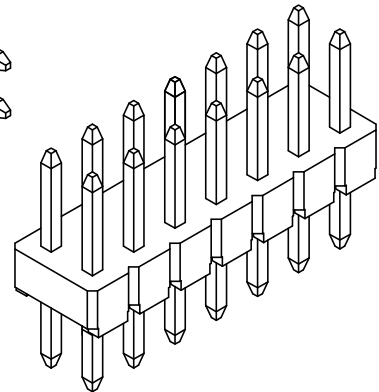
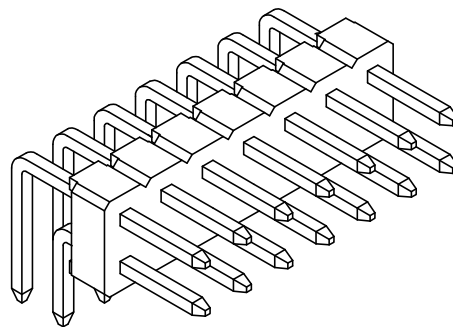
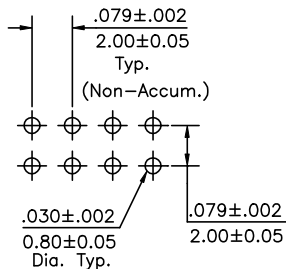
APPLICATION AND FEATURES

1. Side and end stackable (on unbroken edges).
2. Notches for easy breakable.
3. Variable pin length, gold, selective gold or tin plated.
4. Standoffs facilitate post soldering clean.
5. Mate with P.C.Board connectors such as 1212,1213,1312,1215 & 1206 series.

SPECIFICATIONS

Current Rating: 1 Amp
 Insulator resistance: 5000 Megohms min.
 Dielectric withstanding: AC 500 V
 Operating Temperature: -40° to +105°C
 Contact Material: Brass
 Insulator Material: Polyester, UL 94V-0
 ©Standard: P.B.T

Recommended P.C.Board
Hole Layout



Order Information 1202 Series

Example: 1202 - 34 - S1 - 02 - A/B

Series No.	Number of Contacts	Connector Type	Contact Plating	Pin Length mm
1202	04 to 80 Contacts	Straight "H"	Tin Plated 01	A B
		1.5mm Base S1	Gold Plated	4.0 2.8
		2.0mm Base S2	Flash 02	
		Right Angle "H"	10 μ" 10	
		1.5mm Base R1	30 μ" 30	
		2.0mm Base R2		