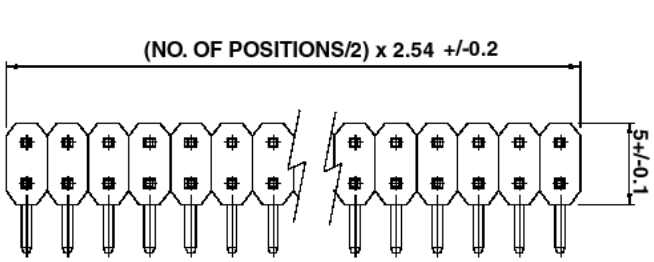

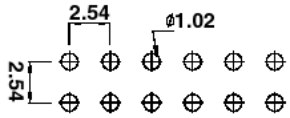

P.C.B. LAYOUT

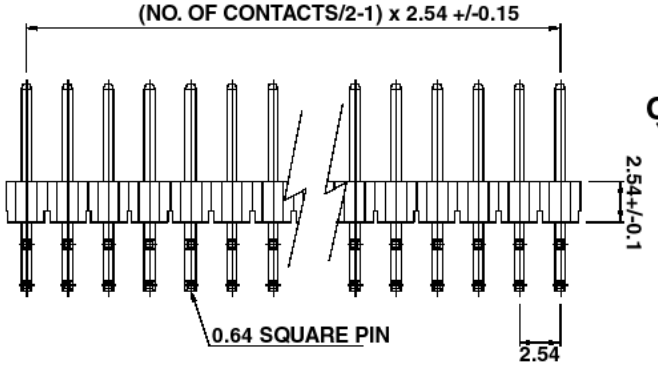

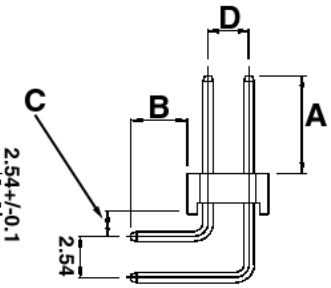

DIMENSION NUMBER	A	B	C	D
0210	5.80	2.50	1.50	2.54
0211	6.10	3.60	1.40	2.54

ELECTRICAL:
CURRENT RATING: 3A
CONTACT RESISTANCE: < 30m Ω
INSULATOR RESISTANCE: > 1000M Ω
DIELECTRIC WITHSTANDING VOLTAGE: 1000V AC FOR 1 MIN.
OPERATING TEMPERATURE: -55° C TO +105° C

MATERIAL:
INSULATOR: GLASS FILLED POLYESTER, UL94V-0

HOW TO ORDER:

H 2 1 2 - X X X X - X X X - Z

CONTACT MATERIAL:
1 - COPPER ALLOY

NUMBER OF ROWS:
2 - DOUBLE ROW

DIMENSION NUMBER:
SEE DIMENSION NUMBER ABOVE

NUMBER OF CONTACTS:
01 thru 98
A0=100

PLATING OVERALL:
0 - FULL TIN
1 - FULL Au FLASH
3 - 10u" Au
4 - 15u" Au
5 - 30u" Au

SELECTIVE PLATING:
6 - Au FLASH CONTACT AREA/TIN TAIL
7 - 10u" Au CONTACT AREA/TIN TAIL
8 - 15u" Au CONTACT AREA/TIN TAIL
9 - 30u" Au CONTACT AREA/TIN TAIL

RoHS COMPLIANT

Rev		Drawn	Checked	Approved	Date
0	Issued	S.E.	S.M.	S.M.	10/1/97
A	Revised for RoHS Compliance	B.S.	S.M.	S.M.	4/19/07

SMP TECHNOLOGY, INC.

SCALE MAT'L FINISH

PIN HEADER 2.54mm PITCH, RIGHT ANGLE

TOL. DEC. .X +/- 0.35 .XX +/- 0.25 .XXX +/- ANGLE +/- UNIT: mm

SERIES: H 2