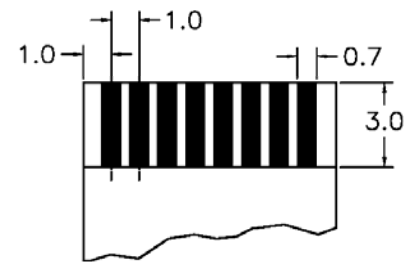
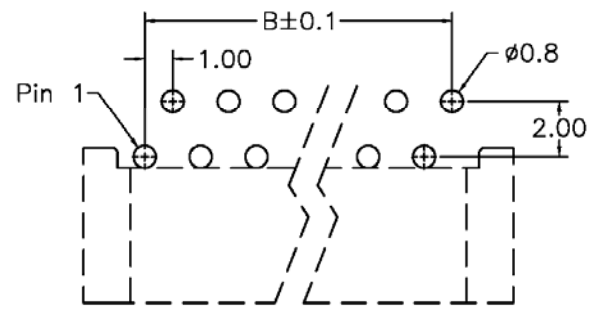
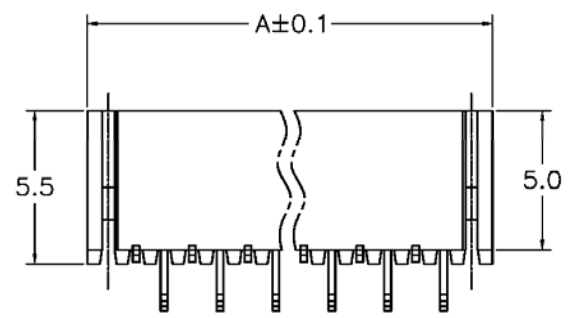


SPECIFICATIONS
 Current rating: 0.5 amps
 Contact material: Phosphor bronze
 Contact plating: Tin
 Contact resistance: 20 milliohms max. at 500VDC
 Housing material: High temperature UL94V-0
 Designed to withstand IR and VPR soldering methods
 Operating temperature: -55°C to +85°C



FFC/FPC Dimension
 Thickness 0.3±0.05mm

P.C. Board Layout
 Right Angle (Top View)

Dimension	3 thru 32 positions
A	No. of positions x 1.0+2.5
B	No. of positions x 1.0-1.0

Packaging
TY=Tray
BK=Bulk
TB=Tube

Series	Contacts
JS-1156R	XX
FFC/FPC connector	3-32 contacts

RoHS compliant

Rev.	Description	Date	Approved	Drawing	Name	Date
				Approved	Howard	08/10/99
				Checked	Lizzy	08/10/99
				Drawn	Tina	08/10/99
				0.0 ± 0.35	0.00 ± 0.20	Angles ± 3'
				UNIT: mm		

Central Components Manufacturing
 440 Lincoln Blvd., Middlesex, New Jersey 08846
 Phone 732 469-5720 888 288-5152 Fax 732 469-1919

Part No.: **JS-1156R-XX**

Description: FFC/FPC connector, 1.0mm pitch, non-ZIF, right angle