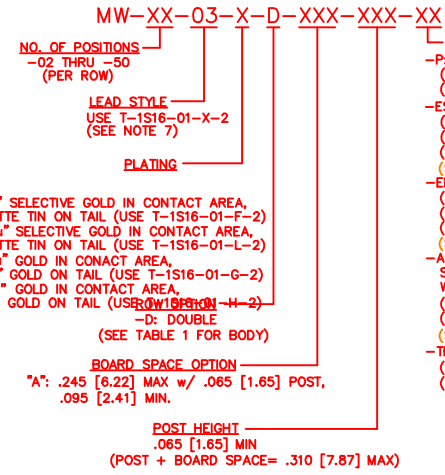
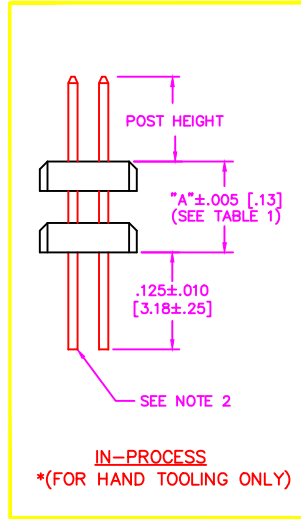
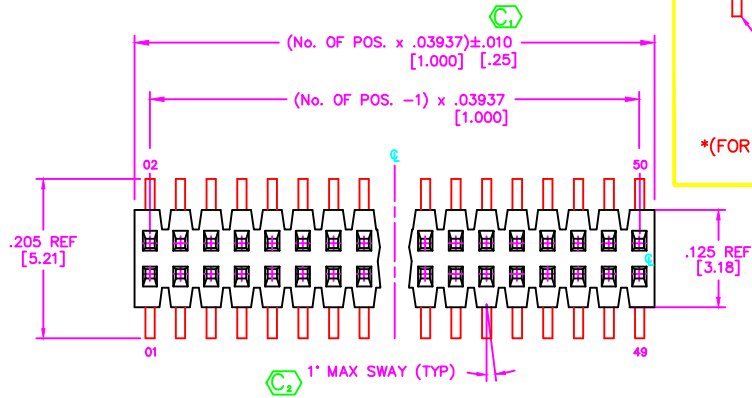


"A" RANGE	BODY STYLE		FIG.
	UPPER	LOWER	
.095 - .129 [2.41 - 3.28]	FTM-50-D	FTM-50-D	2
.130 - .245 [3.30 - 6.22]	FTMH-75-D	MW-75-D	1

SEE NOTES 5 & 6



- OPTION
- P: PICK & PLACE PAD (SEE SHT 2, FIG 3, USE PPP-30) (7 POS PER ROW MIN)
 - ES: END SHROUDS (9 POS PER ROW MIN) (SEE SHT 2, FIG 4) (MAX POST: .075 [1.91]) (SEE NOTE 8)
 - EP: GUIDE POST (9 POS PER ROW MIN) (SEE SHT 2, FIG 5) (MAX POST: .075 [1.91]) (SEE NOTE 8)
 - A: ALIGNMENT PINS (MOLDED OR STAKED, SAMTEC'S DISCRETION ON WHICH) (SEE FIGS 6 & 7, SHT 3) (STAKED: 7 POS MIN, 60 POS MAX) (MOLDED: 5 POS MIN, 75 POS MAX) (SEE NOTE 8)
 - TR: TAPE & REEL (ALL POSITIONS) (MAX HEIGHT: .6875)

NOTES:

- PARTS MAY BE CUT TO POSITION; .010 MAX CUT FLASH.
- SHEAR TAILS TO DIMENSION SHOWN; .003 MAX BURR. (FOR HAND TOOLING ONLY)
- REPRESENTS A CRITICAL DIMENSION
- PACKAGE POSITIONS 05 THROUGH 50 IN TUBES; LAYER PACKAGE POSITIONS 02 THROUGH 04.
- HAND ASSEMBLED PARTS TO BE 2 BLACK BODIES AND MACHINE ASSEMBLED TO BE TOP: BLACK BOTTOM: NATURAL. BOARD SPACE .130-245. BOARD SPACE .095-.129 WILL HAVE BLACK FTM BODY.
- FOR HAND FILL, USE FTMH-75-D FOR LOWER BODY.
- FOR MACHINE FILLED, USE T-1S16-03-X-2.
- AVAILABLE ONLY WITH BOARD SPACE .130 TO .245.
- 75 POSITION AVAILABLE FOR SAMTEC INVENTORY ONLY.

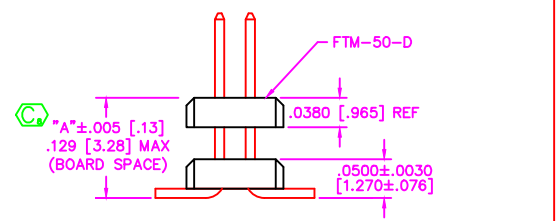
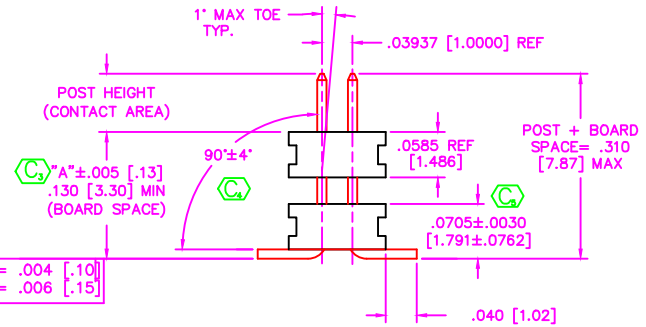
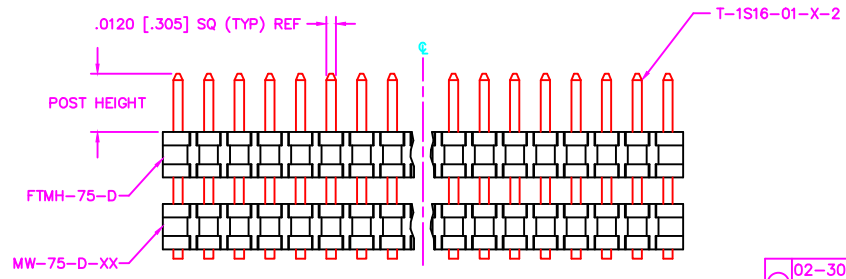


FIG. 2 (DIFFERENT AS SHOWN, OTHERWISE SAME AS FIGURE 1)

PROPRIETARY NOTE

MATERIALS:
FTM-50-D & FTMH-75-D LIQUID CRYSTAL POLYMER
COLOR: BLACK
MW-75-D-XX LIQUID CRYSTAL POLYMER
COLOR: NATURAL
TERMINAL: PHOS BRONZE
MAX FLASH ALLOWED: .002 [.05]
MAX GATE VESTIGE ALLOWED: .002 [.05]



520 PARK EAST BLVD. NEW ALBANY, INDIANA 47150
PHONE (812) 944-6733 P.O. BOX 1147
CODE 55322

MADE BY: BRATCHER 4-3-85