

NEC

SURFACE MOUNT NPN SILICON HIGH FREQUENCY TRANSISTOR

NE685 SERIES


FEATURES

- LOW COST
- SMALL AND ULTRA SMALL SIZE PACKAGES
- LOW VOLTAGE/LOW CURRENT OPERATION
- HIGH GAIN BANDWIDTH PRODUCT: f_T of 12 GHz
- NOISE FIGURES OF 1.5 dB AT 2.0 GHz
- SIX PACKAGE STYLES OFFERED
- AVAILABLE IN TAPE & REEL

DESCRIPTION

NEC's new family of high frequency, low cost, surface mount devices are well suited for portable wireless communications and cellular radio applications.

The NE685 series of high f_T (12 GHz) devices is suitable for very low voltage/low current, low noise applications. These products are ideal for applications up to 2.4 GHz where low cost, high gain, low voltage, and low current are prime concerns.



ELECTRICAL CHARACTERISTICS (TA = 25°C)

SYMBOLS	PART NUMBER ¹ EIAJ ² REGISTERED NUMBER PACKAGE OUTLINE	PARAMETERS AND CONDITIONS	UNITS	NE68518 2SC5015 18			NE68519 2SC5010 19			NE68530 2SC4959 30			NE68533 2SC4955 33			NE68539/39R 2SC4957 39		
				MIN	TYP	MAX	MIN	TYP	MAX	MIN	TYP	MAX	MIN	TYP	MAX	MIN	TYP	MAX
f_T		Gain Bandwidth Product at VCE = 3V, IC = 10 mA, f = 2.0 GHz	GHz		12			12			12			12			12	
NFMIN		Minimum Noise Figure at VCE = 3 V, IC = 3 mA, f = 2.0 GHz	dB		1.5	2.5		1.5	2.5		1.5	2.5		1.5	2.5		1.5	2.5
GNF		Associated Gain at Noise Figure at VCE = 3V, IC = 3 mA, f = 2.0 GHz	dB		8.5			7.5			7			7			7.5	
MAG		Maximum Available Gain at VCE = 3 V, IC = 10 mA, f = 2.0 GHz	dB		12			11			10			10.5			11	
S _{21E} ²		Insertion Power Gain at VCE = 3V, IC = 10 mA, f = 2.0 GHz	dB	9	11			7	9			7	8.5			7	8	
hFE		Forward Current Gain ³ at VCE = 3 V, IC = 10 mA		65	110	175		65	110	175		65	110	175		65	110	175
ICBO		Collector Cutoff Current at VCB = 10 V, IE = 0 mA	μA			0.1					0.1					0.1		0.1
IEBO		Emitter Cutoff Current at VEB = 1 V, IC = 0 mA	μA			0.1					0.1					0.1		0.1
CRE ⁴		Feedback Capacitance at VCB = 3 V, IE = 0 mA, f = 1 MHz	pF		0.3	0.5			0.4	0.7			0.4	0.7		0.4	0.7	
PT		Total Power Dissipation	mW			150					125			150			180	
RTH(J-A)		Thermal Resistance (Junction to Ambient)	°C/W			833								833			620	
RTH(J-C)		Thermal Resistance(Junction to Case)	°C/W			200								200			200	

Notes:

1. Precaution: Devices are ESD sensitive. Use proper handling procedures.
2. Electronic Industrial Association of Japan.

3. Pulsed measurement, PW ≤ 350 μs, duty cycle ≤ 2%.

4. The emitter terminal should be connected to the ground terminal of the 3 terminal capacitance bridge.

ABSOLUTE MAXIMUM RATINGS¹ (T_A = 25°C)

PART NUMBER			NE68518	NE68519	NE68530	NE68533	NE68539/39R
SYMBOLS	PARAMETERS	UNITS	RATINGS	RATINGS	RATINGS	RATINGS	RATINGS
V _{CB0}	Collector to Base Voltage	V	9	9	9	9	9
V _{CE0}	Collector to Emitter Voltage	V	6	6	6	6	6
V _{EB0}	Emitter to Base Voltage	V	2.0	2.0	2.0	2.0	2.0
I _C	Collector Current	mA	30	30	30	30	30
T _J	Junction Temperature	°C	150	150	150	150	150
T _{STG}	Storage Temperature	°C	-65 to +150	-65 to +150	-65 to +150	-65 to +150	-65 to +150

Notes:

1. Operation in excess of any one of these parameters may result in permanent damage.

NE68519 TYPICAL NOISE PARAMETERS

FREQ. (MHz)	NF _{OPT} (dB)	G _A (dB)	Γ _{OPT}		R _{n/50}
			MAG	ANG	
V_{CE} = 2.5 V, I_C = 0.3 mA					
500	1.07	12.6	0.80	17	1.70
800	1.25	8.6	0.79	32	1.55
1000	1.55	6.7	0.75	42	1.41
V_{CE} = 2.5 V, I_C = 1.0 mA					
500	0.87	16.9	0.73	14	0.80
800	0.99	12.8	0.67	27	0.65
1000	1.08	11.0	0.64	36	0.62
1500	1.31	7.5	0.60	52	0.52
2000	1.65	5.0	0.54	65	0.42
V_{CE} = 2.5 V, I_C = 3.0 mA					
500	1.05	19.3	0.65	14	0.57
800	1.12	15.8	0.58	27	0.50
1000	1.17	13.4	0.55	33	0.45
1500	1.31	9.9	0.50	47	0.38
2000	1.51	7.5	0.43	58	0.32
2500	1.75	5.5	0.32	69	0.21
V_{CE} = 3 V, I_C = 5.0 mA					
500	1.33	19.4	0.58	13	0.54
800	1.40	15.3	0.52	26	0.49
1000	1.45	13.5	0.50	33	0.46
1500	1.57	10.0	0.43	46	0.42
2000	1.71	7.5	0.36	54	0.38
2500	1.90	5.6	0.29	60	0.31

NE68539 TYPICAL NOISE PARAMETERS

FREQ. (MHz)	NF _{OPT} (dB)	G _A (dB)	Γ _{OPT}		R _{n/50}
			MAG	ANG	
V_{CE} = 2.5 V, I_C = 0.3 mA					
500	1.42	13.3	0.80	18	2.52
800	1.58	9.7	0.72	32	1.40
1000	1.70	8.0	0.64	43	1.29
V_{CE} = 2.5 V, I_C = 1.0 mA					
500	0.85	16.3	0.72	17	0.66
800	0.98	12.6	0.61	29	0.50
1000	1.07	11.0	0.51	40	0.48
1500	1.29	7.8	0.38	55	0.39
2000	1.52	6.2	0.30	67	0.32
V_{CE} = 2.5 V, I_C = 3.0 mA					
500	1.17	18.2	0.63	19	0.46
800	1.30	14.9	0.51	29	0.38
1000	1.39	13.2	0.34	33	0.34
1500	1.69	10.0	0.23	28	0.30
2000	2.00	7.6	0.17	13	0.25
2500	2.33	5.8	0.16	-13	0.21
V_{CE} = 3 V, I_C = 5.0 mA					
500	1.27	19.5	0.57	17	0.44
800	1.40	15.8	0.41	25	0.38
1000	1.50	14.1	0.31	26	0.35
1500	1.81	10.9	0.23	21	0.29
2000	2.13	8.6	0.19	10	0.26
2500	2.47	6.8	0.17	-10	0.22

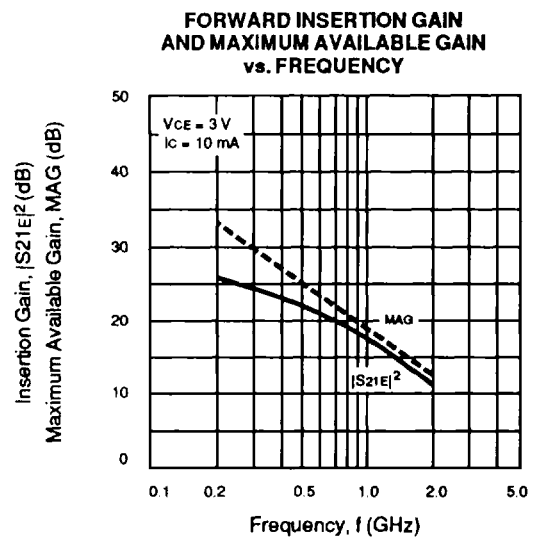
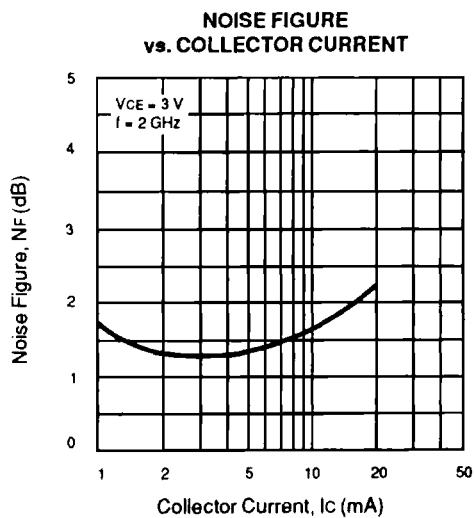
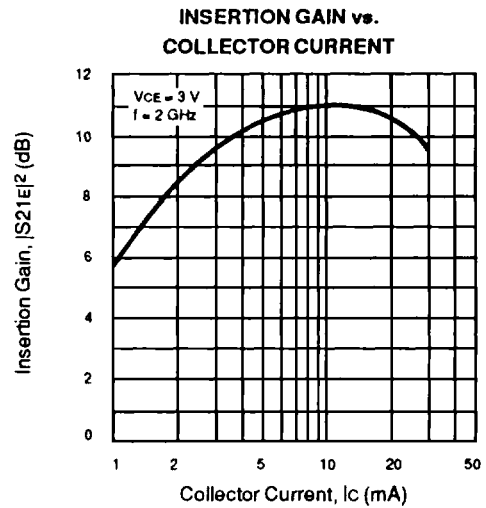
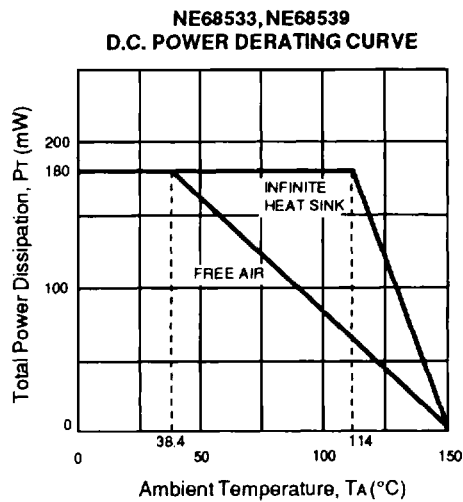
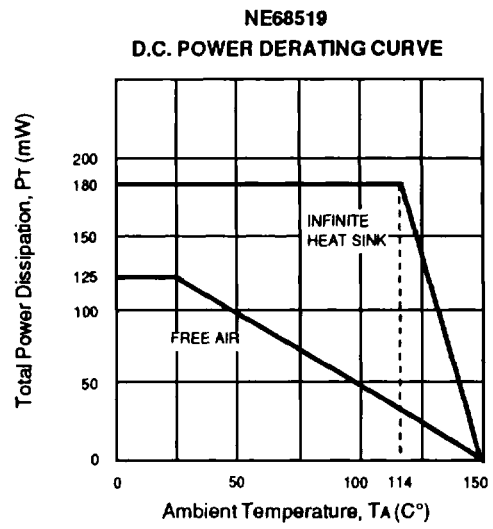
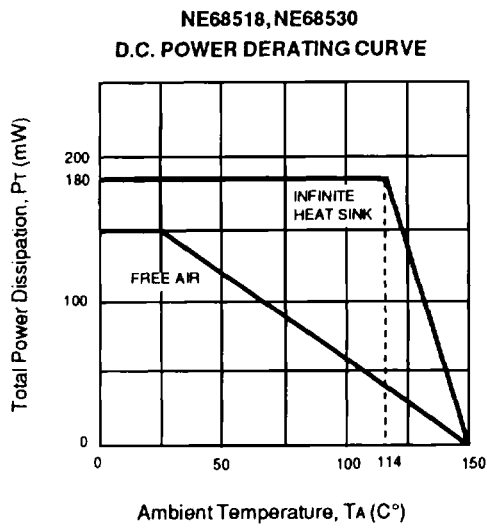
NE68530 TYPICAL NOISE PARAMETERS

FREQ. (MHz)	NF _{OPT} (dB)	G _A (dB)	Γ _{OPT}		R _{n/50}
			MAG	ANG	
V_{CE} = 0.5 V, I_C = 0.5 mA					
500	0.95	11.5	0.81	15	1.20
800	1.05	8.3	0.75	24	1.02
1000	1.20	7.0	0.72	34	0.86
V_{CE} = 0.75 V, I_C = 0.5 mA					
500	0.97	11.6	0.82	14	1.15
800	1.15	8.9	0.76	24	1.00
1000	1.25	7.4	0.73	33	0.84
V_{CE} = 1 V, I_C = 0.25 mA					
500	1.10	9.5	0.85	13	1.69
800	1.20	7.1	0.80	25	1.65
1000	1.45	6.2	0.75	36	1.64
V_{CE} = 1 V, I_C = 0.5 mA					
500	0.95	11.2	0.78	12	1.02
800	1.12	8.6	0.76	22	0.99
1000	1.28	7.3	0.69	32	0.86
V_{CE} = 1 V, I_C = 0.75 mA					
500	0.90	12.7	0.77	11	0.92
800	1.02	10.1	0.73	21	0.84
1000	1.18	8.8	0.67	30	0.69
V_{CE} = 1 V, I_C = 1 mA					
500	0.88	14.3	0.75	13	0.82
800	1.00	11.3	0.71	21	0.76
1000	1.14	10.4	0.66	29	0.62
V_{CE} = 1 V, I_C = 3 mA					
500	0.98	15.7	0.60	10	0.52
800	1.07	13.0	0.57	18	0.50
1000	1.15	11.6	0.54	25	0.47
2000	1.52	7.8	0.43	27	0.38
V_{CE} = 2.5 V, I_C = 0.3 mA					
500	1.10	12.3	0.85	14	1.49
800	1.30	8.7	0.81	22	1.45
1000	1.47	7.0	0.78	30	1.37
V_{CE} = 2.5 V, I_C = 1 mA					
500	0.85	15.7	0.73	12	0.91
800	1.04	12.2	0.72	19	0.75
1000	1.16	10.5	0.69	27	0.68
2000	1.60	5.5	0.54	33	0.47
V_{CE} = 2.5 V, I_C = 3 mA					
500	1.08	17.6	0.65	11	0.60
800	1.15	14.1	0.60	17	0.53
1000	1.22	12.6	0.58	23	0.49
2000	1.68	7.6	0.48	20	0.41
V_{CE} = 3 V, I_C = 3 mA					
500	1.10	17.8	0.65	10	0.58
800	1.19	14.5	0.61	14	0.50
1000	1.25	13.0	0.60	23	0.49
2000	1.48	8.2	0.50	20	0.42
3000	1.74	5.5	0.32	28	0.22



NE685 SERIES

TYPICAL PERFORMANCE CURVES (TA = 25°C)



TYPICAL SCATTERING PARAMETERS ($T_A = 25^\circ\text{C}$)

NE68518

VCE = 0.5 V, IC = 0.5 mA

FREQUENCY GHz	S ₁₁		S ₂₁		S ₁₂		S ₂₂		K	MAG ¹ (dB)
	MAG	ANG	MAG	ANG	MAG	ANG	MAG	ANG		
0.1	0.995	-7.200	1.819	170.500	0.030	88.600	0.997	-3.900	0.024	17.827
0.4	0.941	-29.200	1.756	148.100	0.107	67.200	0.969	-22.000	0.168	12.151
0.8	0.844	-56.800	1.619	119.000	0.193	45.300	0.893	-42.700	0.331	9.237
1.0	0.783	-69.300	1.530	106.100	0.225	35.800	0.853	-51.500	0.410	8.325
1.5	0.644	-99.500	1.331	77.200	0.263	15.800	0.750	-69.200	0.610	7.042
2.0	0.542	-126.400	1.163	53.400	0.279	-0.100	0.675	-84.400	0.792	6.200
2.5	0.469	-152.900	1.054	32.400	0.280	-13.000	0.629	-96.600	0.952	5.757
3.0	0.421	-179.100	0.965	14.800	0.283	-23.900	0.582	-108.400	1.097	3.431

VCE = 1.0 V, IC = 1.0 mA

0.1	0.985	-8.500	3.481	169.900	0.023	82.400	0.985	-5.500	0.108	21.800
0.4	0.917	-32.500	3.293	146.500	0.086	66.300	0.956	-24.300	0.172	15.831
0.8	0.771	-62.700	2.879	117.800	0.144	44.100	0.847	-45.300	0.347	13.009
1.0	0.696	-76.000	2.653	105.300	0.165	35.500	0.789	-53.300	0.440	12.063
1.5	0.536	-105.900	2.160	78.600	0.191	21.800	0.675	-70.500	0.634	10.534
2.0	0.430	-133.000	1.798	56.600	0.210	7.200	0.601	-83.800	0.831	9.326
2.5	0.361	-160.200	1.559	37.700	0.214	-0.900	0.554	-94.000	0.998	8.624
3.0	0.310	-173.400	1.385	21.000	0.229	-7.500	0.513	-104.500	1.118	5.724
4.0	0.303	-116.300	1.173	-10.100	0.255	-20.700	0.436	-130.100	1.253	3.601

VCE = 2.5 V, IC = 1.0 mA

0.1	0.986	-7.100	3.465	170.500	0.018	83.900	0.996	-4.400	0.103	22.844
0.4	0.926	-29.800	3.301	148.800	0.063	67.000	0.970	-21.200	0.174	17.193
0.8	0.799	-57.100	2.949	121.700	0.116	47.000	0.878	-39.900	0.345	14.052
1.0	0.728	-69.600	2.743	109.700	0.139	39.100	0.834	-47.800	0.419	12.952
1.5	0.573	-98.500	2.275	83.400	0.161	24.100	0.732	-63.800	0.610	11.502
2.0	0.455	-123.900	1.921	61.500	0.180	11.100	0.671	-76.200	0.789	10.283
2.5	0.364	-150.100	1.664	42.300	0.189	4.400	0.628	-85.500	0.944	9.447
3.0	0.311	-174.900	1.471	25.900	0.196	-4.300	0.586	-96.200	1.102	6.805
4.0	0.270	-124.900	1.252	-5.200	0.226	-11.500	0.520	-118.800	1.207	4.685

VCE = 2.5 V, IC = 3.0 mA

0.1	0.929	-11.400	9.309	167.300	0.019	82.500	0.972	-8.400	0.116	26.901
0.4	0.771	-45.500	7.931	135.300	0.066	64.200	0.866	-31.600	0.282	20.798
0.8	0.541	-78.100	5.843	105.000	0.094	44.900	0.681	-50.800	0.564	17.935
1.0	0.447	-91.300	5.059	93.600	0.105	39.900	0.623	-56.700	0.671	16.829
1.5	0.297	-120.000	3.680	70.800	0.129	32.100	0.525	-68.300	0.877	14.553
2.0	0.215	-146.900	2.887	52.400	0.154	23.700	0.472	-78.400	1.003	12.388
2.5	0.163	-174.400	2.401	36.200	0.170	19.700	0.458	-86.300	1.092	9.649
3.0	0.141	-153.900	2.058	21.900	0.192	11.600	0.429	-95.700	1.155	7.917
4.0	0.183	95.100	1.678	-5.800	0.254	-2.600	0.370	-118.300	1.126	6.040
5.0	0.299	57.200	1.434	-33.400	0.309	-21.500	0.275	-156.300	1.112	4.625

VCE = 3.0 V, IC = 10 mA

0.1	0.759	-22.200	22.471	157.900	0.018	81.900	0.906	-15.600	0.205	30.963
0.4	0.451	-68.600	13.915	114.600	0.047	62.800	0.646	-40.900	0.597	24.714
0.8	0.249	-101.700	8.120	88.400	0.068	51.600	0.472	-51.300	0.890	20.770
1.0	0.184	-116.600	6.664	79.400	0.079	50.400	0.435	-55.200	0.965	19.261
1.5	0.111	-153.200	4.559	61.500	0.114	45.400	0.398	-63.600	1.024	15.071
2.0	0.080	169.100	3.474	46.300	0.143	39.500	0.382	-73.500	1.072	12.212
2.5	0.078	130.600	2.832	31.700	0.172	30.800	0.372	-80.700	1.094	10.294
3.0	0.084	95.900	2.402	18.900	0.203	21.100	0.367	-90.700	1.100	8.809
4.0	0.149	68.500	1.921	-6.500	0.268	2.500	0.311	-112.900	1.080	6.829
5.0	0.282	46.400	1.635	-32.300	0.322	-17.000	0.208	-155.700	1.070	5.438

NE685 SERIES

TYPICAL SCATTERING PARAMETERS (T_A = 25°C)

NE68519

V_{CE} = 0.5 V, I_C = 0.5 mA

FREQUENCY GHz	S ₁₁		S ₂₁		S ₁₂		S ₂₂		K	MAG ¹ (dB)
	MAG	ANG	MAG	ANG	MAG	ANG	MAG	ANG		
0.1	0.983	-7.500	1.790	169.200	0.034	85.200	0.999	-6.200	0.064	17.214
0.4	0.944	-31.700	1.711	146.200	0.117	66.600	0.967	-22.300	0.169	11.651
0.8	0.838	-59.400	1.539	116.800	0.194	44.600	0.884	-41.400	0.359	8.994
1.0	0.779	-71.400	1.444	104.200	0.221	35.800	0.844	-49.300	0.443	8.152
1.5	0.646	-98.900	1.254	77.100	0.264	17.600	0.757	-64.300	0.644	6.767
2.0	0.531	-123.400	1.125	54.600	0.290	3.700	0.686	-77.100	0.816	5.888
2.5	0.438	-149.700	1.041	33.900	0.289	-6.300	0.622	-87.200	1.000	5.533
3.0	0.371	178.600	0.972	16.200	0.293	-16.600	0.568	-98.700	1.132	2.997

V_{CE} = 1.0 V, I_C = 1.0 mA

0.1	0.974	-7.900	3.439	169.200	0.024	81.200	0.998	-5.000	0.156	21.562
0.4	0.905	-35.600	3.225	144.300	0.087	63.200	0.943	-24.600	0.210	15.690
0.8	0.757	-65.100	2.742	115.500	0.150	46.000	0.829	-44.700	0.354	12.620
1.0	0.687	-77.600	2.500	103.600	0.167	36.900	0.775	-52.100	0.459	11.752
1.5	0.536	-104.500	2.026	78.200	0.198	22.500	0.674	-65.600	0.680	10.100
2.0	0.417	-127.700	1.711	57.400	0.216	13.000	0.607	-76.000	0.873	8.988
2.5	0.322	-155.300	1.511	38.400	0.228	5.000	0.546	-84.000	1.047	6.892
3.0	0.254	172.200	1.367	21.800	0.252	-0.500	0.496	-94.000	1.127	5.176
4.0	0.280	104.200	1.171	-9.300	0.283	-11.200	0.387	-120.900	1.240	3.217

V_{CE} = 2.5 V, I_C = 1.0 mA

0.1	0.983	-9.100	3.424	169.500	0.020	83.400	0.996	-6.000	0.070	22.335
0.4	0.913	-31.900	3.197	147.200	0.078	66.500	0.961	-21.800	0.190	16.126
0.8	0.784	-59.700	2.774	119.400	0.127	48.500	0.864	-39.700	0.347	13.393
1.0	0.714	-71.600	2.548	107.600	0.144	39.600	0.818	-46.700	0.450	12.478
1.5	0.566	-97.300	2.102	82.700	0.173	25.900	0.727	-59.900	0.653	10.846
2.0	0.448	-119.900	1.783	62.000	0.190	17.100	0.659	-69.500	0.844	9.724
2.5	0.346	-142.800	1.564	43.800	0.201	10.000	0.609	-77.700	1.022	7.997
3.0	0.272	-169.700	1.425	27.300	0.217	4.500	0.564	-86.900	1.127	6.005
4.0	0.242	121.300	1.229	-3.600	0.258	-5.400	0.465	-110.900	1.216	3.974

V_{CE} = 2.5 V, I_C = 3.0 mA

0.1	0.921	-13.500	9.290	165.800	0.020	83.500	0.968	-9.900	0.077	26.670
0.4	0.748	-47.800	7.633	133.000	0.065	60.000	0.842	-32.600	0.340	20.698
0.8	0.519	-79.500	5.425	102.900	0.098	46.200	0.656	-49.700	0.608	17.432
1.0	0.435	-90.600	4.636	92.000	0.110	41.400	0.599	-54.800	0.725	16.248
1.5	0.297	-113.000	3.382	70.400	0.137	35.400	0.520	-62.800	0.918	13.925
2.0	0.208	-131.000	2.666	53.000	0.164	30.200	0.477	-69.400	1.040	10.879
2.5	0.138	-152.800	2.226	37.600	0.193	24.500	0.447	-75.400	1.107	8.629
3.0	0.098	172.600	1.947	23.300	0.226	18.100	0.415	-83.300	1.124	7.209
4.0	0.156	93.900	1.605	-4.100	0.294	1.800	0.314	-108.000	1.120	5.265
5.0	0.268	59.500	1.381	-30.500	0.357	-16.200	0.236	-150.200	1.090	4.047

V_{CE} = 3.0 V, I_C = 10 mA

0.1	0.768	-24.000	22.184	155.700	0.020	73.100	0.903	-17.800	0.300	30.450
0.4	0.433	-70.300	12.973	112.600	0.048	61.600	0.612	-41.800	0.645	24.318
0.8	0.234	-98.400	7.396	87.200	0.076	55.200	0.451	-49.200	0.915	19.882
1.0	0.183	-107.300	6.039	78.700	0.089	53.500	0.424	-51.300	0.979	18.316
1.5	0.103	-121.300	4.147	61.400	0.126	47.300	0.399	-56.300	1.046	13.865
2.0	0.056	-130.100	3.169	46.700	0.161	40.900	0.388	-62.200	1.081	11.202
2.5	0.011	-162.800	2.593	33.400	0.198	33.300	0.382	-68.200	1.086	9.379
3.0	0.022	82.000	2.234	20.700	0.234	24.600	0.357	-76.700	1.090	7.974
4.0	0.129	68.400	1.809	-4.400	0.306	6.100	0.260	-102.000	1.078	6.017
5.0	0.249	49.800	1.548	-29.200	0.375	-14.000	0.164	-146.600	1.052	4.760

TYPICAL SCATTERING PARAMETERS (T_A = 25°C)

NE68530

VCE = 0.5 V, I_C = 0.5 mA

FREQUENCY GHz	S ₁₁		S ₂₁		S ₁₂		S ₂₂		K	MAG ¹ (dB)
	MAG	ANG	MAG	ANG	MAG	ANG	MAG	ANG		
0.1	0.986	-6.400	1.839	171.000	0.030	84.600	0.997	-4.000	0.098	17.875
0.4	0.938	-24.300	1.763	152.600	0.121	72.200	0.963	-15.800	0.207	11.635
0.8	0.821	-47.300	1.612	128.100	0.213	57.300	0.873	-29.300	0.384	8.790
1.0	0.749	-58.200	1.542	117.000	0.246	51.000	0.821	-35.000	0.472	7.971
1.5	0.581	-82.800	1.356	93.900	0.298	38.700	0.695	-46.100	0.685	6.580
2.0	0.457	-106.100	1.198	76.100	0.313	30.900	0.607	-54.900	0.863	5.829
2.5	0.368	-130.100	1.091	61.700	0.310	27.300	0.542	-63.100	1.030	4.410
3.0	0.323	-155.200	1.007	51.400	0.302	27.500	0.501	-71.000	1.162	2.791

VCE = 1.0 V, I_C = 1.0 mA

0.1	0.986	-7.300	3.516	170.100	0.025	85.700	0.993	-4.800	0.082	21.481
0.4	0.900	-28.100	3.231	150.600	0.098	71.400	0.939	-18.100	0.220	15.181
0.8	0.735	-52.300	2.766	126.000	0.167	58.000	0.812	-32.000	0.418	12.191
1.0	0.651	-63.100	2.541	115.400	0.190	52.900	0.747	-37.300	0.516	11.263
1.5	0.463	-87.200	2.070	94.800	0.228	45.400	0.609	-46.400	0.741	9.580
2.0	0.339	-109.400	1.735	79.200	0.248	42.300	0.521	-52.900	0.922	8.448
2.5	0.258	-135.300	1.517	66.600	0.265	42.400	0.458	-59.300	1.053	6.169
3.0	0.219	-160.300	1.358	57.100	0.285	43.800	0.419	-65.400	1.131	4.582
4.0	0.220	-149.000	1.143	41.200	0.341	46.700	0.377	-79.400	1.163	2.803

VCE = 2.5 V, I_C = 1.0 mA

0.1	0.975	-6.900	3.412	171.000	0.022	83.700	0.990	-4.700	0.106	21.906
0.4	0.905	-26.200	3.207	151.400	0.078	72.200	0.948	-16.300	0.220	16.140
0.8	0.756	-48.000	2.779	128.300	0.138	60.800	0.841	-28.000	0.410	13.040
1.0	0.682	-57.100	2.569	118.500	0.156	56.100	0.792	-32.300	0.506	12.166
1.5	0.509	-75.600	2.098	100.000	0.188	51.600	0.679	-38.900	0.727	10.476
2.0	0.387	-89.500	1.762	85.500	0.208	50.400	0.616	-43.100	0.909	9.279
2.5	0.289	-102.100	1.550	74.500	0.223	53.100	0.577	-45.600	1.042	7.169
3.0	0.207	-114.700	1.397	65.200	0.247	55.100	0.548	-47.900	1.118	5.439
4.0	0.079	-165.800	1.190	51.000	0.315	61.100	0.510	-53.000	1.133	3.557

VCE = 2.5 V, I_C = 3.0 mA

0.1	0.911	-11.000	9.082	166.200	0.021	85.700	0.980	-8.400	0.093	26.360
0.4	0.721	-40.500	7.319	135.500	0.067	69.200	0.812	-26.500	0.395	20.384
0.8	0.478	-62.800	5.057	110.700	0.110	62.300	0.627	-35.700	0.691	16.625
1.0	0.394	-69.400	4.317	102.300	0.125	61.500	0.571	-37.500	0.795	15.383
1.5	0.251	-80.200	3.109	88.200	0.165	63.500	0.485	-38.900	0.953	12.751
2.0	0.173	-83.500	2.451	77.500	0.201	63.200	0.454	-40.100	1.036	9.704
2.5	0.118	-82.300	2.058	69.300	0.238	63.700	0.437	-41.500	1.071	7.741
3.0	0.075	-74.700	1.794	62.200	0.279	63.400	0.426	-42.900	1.078	6.381
4.0	0.035	6.200	1.476	50.700	0.361	62.000	0.404	-47.200	1.063	4.578
5.0	0.111	71.600	1.327	41.200	0.450	57.500	0.336	-55.600	1.027	3.681

VCE = 3.0 V, I_C = 10 mA

0.1	0.764	-21.200	20.910	154.700	0.020	82.600	0.910	-15.900	0.241	30.193
0.4	0.414	-54.500	11.575	114.900	0.052	72.800	0.590	-31.900	0.732	23.475
0.8	0.224	-63.500	6.493	96.100	0.091	71.000	0.457	-31.300	0.946	18.534
1.0	0.181	-63.500	5.306	90.300	0.109	70.500	0.433	-30.900	0.989	16.873
1.5	0.112	-57.800	3.640	80.700	0.157	73.300	0.396	-30.600	1.035	12.510
2.0	0.090	-42.600	2.805	72.600	0.202	70.700	0.389	-32.300	1.054	10.009
2.5	0.086	-27.100	2.314	66.400	0.250	69.600	0.392	-34.300	1.048	8.331
3.0	0.090	-16.300	2.002	60.500	0.292	67.100	0.389	-36.400	1.047	7.030
4.0	0.098	6.000	1.619	50.800	0.379	63.200	0.374	-41.800	1.033	5.200
5.0	0.119	48.700	1.441	42.600	0.464	57.500	0.307	-49.900	1.009	4.333

NE685 SERIES

TYPICAL SCATTERING PARAMETERS (T_A = 25°C)

NE68533

VCE = 0.5 V, IC = 0.5 mA

FREQUENCY GHz	S ₁₁		S ₂₁		S ₁₂		S ₂₂		K	MAG ¹ (dB)
	MAG	ANG	MAG	ANG	MAG	ANG	MAG	ANG		
0.1	0.972	-5.500	1.901	170.500	0.035	85.600	0.998	-5.200	0.089	17.349
0.4	0.932	-27.300	1.813	149.900	0.129	69.000	0.955	-19.900	0.202	11.478
0.8	0.803	-52.500	1.670	122.400	0.222	52.000	0.856	-36.200	0.396	8.764
1.0	0.730	-63.900	1.582	110.500	0.254	45.100	0.803	-42.800	0.486	7.944
1.5	0.560	-90.700	1.382	85.700	0.299	31.600	0.686	-56.800	0.681	6.648
2.0	0.434	-116.300	1.218	66.500	0.310	22.800	0.604	-67.900	0.855	5.943
2.5	0.355	-143.400	1.095	51.200	0.305	17.500	0.558	-77.900	1.000	5.449
3.0	0.322	-171.000	1.020	39.300	0.291	17.400	0.522	-89.000	1.125	3.302

VCE = 1.0 V, IC = 1.0 mA

0.1	0.968	-7.000	3.509	170.100	0.029	84.200	0.995	-5.800	0.103	20.828
0.4	0.887	-31.300	3.234	147.200	0.103	68.200	0.928	-21.900	0.231	14.969
0.8	0.708	-58.800	2.767	119.700	0.170	52.700	0.790	-37.900	0.443	12.116
1.0	0.618	-70.000	2.533	108.800	0.192	47.400	0.727	-43.700	0.544	11.203
1.5	0.432	-96.400	2.036	86.400	0.223	39.300	0.601	-55.000	0.767	9.605
2.0	0.304	-122.100	1.711	69.000	0.243	36.000	0.521	-63.300	0.948	8.476
2.5	0.233	-150.700	1.482	55.100	0.260	35.300	0.473	-71.100	1.071	5.929
3.0	0.208	178.200	1.339	43.600	0.283	36.100	0.439	-79.700	1.122	4.625
4.0	0.243	125.700	1.142	25.100	0.358	36.500	0.396	-100.200	1.097	3.140

VCE = 2.5 V, IC = 1.0 mA

0.1	0.965	-6.600	3.502	170.700	0.024	83.800	0.997	-4.900	0.112	21.641
0.4	0.899	-28.400	3.250	149.500	0.087	70.400	0.942	-18.800	0.222	15.724
0.8	0.735	-53.600	2.835	123.300	0.146	55.900	0.823	-33.100	0.429	12.882
1.0	0.647	-64.000	2.618	112.700	0.166	50.800	0.767	-38.300	0.529	11.979
1.5	0.459	-88.200	2.135	90.500	0.196	43.200	0.651	-48.400	0.751	10.371
2.0	0.320	-110.600	1.797	73.100	0.216	40.500	0.576	-55.900	0.934	9.201
2.5	0.233	-137.000	1.559	59.000	0.234	40.400	0.531	-62.900	1.053	6.834
3.0	0.185	-167.900	1.404	47.600	0.258	41.900	0.498	-70.400	1.106	5.378
4.0	0.201	131.100	1.194	28.900	0.337	42.900	0.459	-88.600	1.062	3.973

VCE = 2.5 V, IC = 3.0 mA

0.1	0.923	-11.400	9.291	166.200	0.023	81.900	0.977	-8.900	0.148	26.063
0.4	0.720	-42.300	7.364	133.700	0.073	66.100	0.803	-28.900	0.418	20.038
0.8	0.457	-66.700	5.083	106.400	0.113	58.500	0.604	-40.400	0.715	16.530
1.0	0.366	-74.300	4.334	97.500	0.130	57.200	0.544	-43.100	0.816	15.229
1.5	0.213	-89.900	3.123	80.600	0.169	56.100	0.456	-48.000	0.972	12.667
2.0	0.117	-105.200	2.476	67.600	0.211	54.600	0.409	-52.600	1.039	9.486
2.5	0.060	-131.600	2.067	56.700	0.253	52.300	0.380	-58.000	1.066	7.557
3.0	0.039	165.000	1.817	47.400	0.296	49.400	0.359	-64.600	1.064	6.340
4.0	0.100	99.900	1.503	31.300	0.382	42.200	0.328	-82.500	1.038	4.753
5.0	0.186	82.100	1.325	16.700	0.466	33.600	0.291	-106.700	1.010	3.919

VCE = 3.0 V, IC = 10 mA

0.1	0.719	-23.600	21.206	153.800	0.020	77.800	0.909	-16.700	0.289	30.254
0.4	0.370	-58.400	11.262	112.100	0.056	68.700	0.570	-34.900	0.762	23.034
0.8	0.180	-70.900	6.280	91.400	0.096	68.900	0.428	-36.300	0.960	18.157
1.0	0.130	-71.700	5.142	85.100	0.117	68.400	0.400	-36.900	0.994	16.429
1.5	0.055	-66.900	3.540	72.600	0.168	65.900	0.363	-40.600	1.033	12.121
2.0	0.019	16.800	2.757	62.400	0.220	62.100	0.341	-45.900	1.037	9.798
2.5	0.045	61.700	2.272	53.100	0.270	57.600	0.324	-52.500	1.038	8.062
3.0	0.072	68.000	1.983	45.000	0.319	52.800	0.310	-60.200	1.027	6.928
4.0	0.127	71.700	1.625	30.200	0.410	43.000	0.283	-80.800	1.008	5.448
5.0	0.197	70.300	1.421	16.400	0.493	32.800	0.244	-108.000	0.993	4.597

TYPICAL SCATTERING PARAMETERS (T_A = 25°C)

NE68539

VCE = 0.5 V, IC = 0.5 mA

FREQUENCY GHz	S ₁₁		S ₂₁		S ₁₂		S ₂₂		K	MAG ¹ (dB)
	MAG	ANG	MAG	ANG	MAG	ANG	MAG	ANG		
0.1	0.983	-4.600	1.823	172.300	0.028	83.300	0.996	-3.000	0.144	18.136
0.4	0.949	-24.900	1.773	153.300	0.111	71.600	0.977	-15.000	0.194	12.034
0.8	0.839	-49.500	1.684	129.000	0.204	56.000	0.882	-29.200	0.349	9.167
1.0	0.771	-61.500	1.629	117.900	0.243	47.900	0.832	-35.600	0.435	8.263
1.5	0.599	-93.900	1.483	91.400	0.299	31.300	0.687	-50.600	0.624	6.955
2.0	0.477	-126.900	1.320	69.800	0.320	18.900	0.572	-63.000	0.786	6.154
2.5	0.424	-160.200	1.180	52.000	0.310	9.800	0.486	-75.500	0.944	5.805
3.0	0.425	171.800	1.042	37.100	0.294	4.300	0.430	-88.700	1.107	3.506

VCE = 1.0 V, IC = 1.0 mA

0.1	0.965	-6.400	3.534	171.400	0.025	86.300	0.994	-3.900	0.082	21.503
0.4	0.906	-29.000	3.355	151.200	0.088	71.600	0.951	-17.600	0.186	15.812
0.8	0.753	-56.200	3.000	126.600	0.156	55.400	0.823	-32.200	0.379	12.840
1.0	0.667	-69.300	2.801	116.000	0.179	48.400	0.757	-38.400	0.469	11.945
1.5	0.478	-103.100	2.346	91.800	0.217	36.900	0.600	-51.500	0.674	10.339
2.0	0.369	-138.400	1.960	73.000	0.236	28.900	0.488	-62.100	0.846	9.193
2.5	0.339	-173.000	1.682	57.500	0.238	25.800	0.405	-73.300	1.006	8.021
3.0	0.359	160.600	1.457	44.300	0.247	23.100	0.349	-85.900	1.119	5.613
4.0	0.452	126.000	1.171	22.900	0.268	23.000	0.304	-117.800	1.199	3.709

VCE = 2.5 V, IC = 1.0 mA

0.1	0.982	-4.000	3.461	173.900	0.017	84.600	0.998	-2.900	0.109	23.088
0.4	0.921	-24.700	3.323	154.500	0.071	73.000	0.966	-14.200	0.195	16.703
0.8	0.775	-48.800	3.034	131.200	0.125	60.000	0.875	-25.800	0.363	13.851
1.0	0.700	-60.600	2.877	121.000	0.145	53.700	0.816	-30.800	0.452	12.976
1.5	0.502	-89.800	2.460	97.900	0.182	42.900	0.684	-41.100	0.658	11.309
2.0	0.364	-122.500	2.089	79.200	0.197	37.100	0.583	-49.700	0.834	10.255
2.5	0.300	-157.800	1.805	64.200	0.207	33.300	0.501	-58.100	0.996	9.405
3.0	0.309	170.700	1.578	50.800	0.216	33.300	0.448	-68.100	1.100	6.713
4.0	0.401	130.100	1.274	29.000	0.249	34.000	0.386	-94.100	1.146	4.768

VCE = 2.5 V, IC = 3.0 mA

0.1	0.901	-9.500	9.249	169.200	0.018	83.600	0.985	-6.600	0.117	27.108
0.4	0.745	-40.000	7.803	139.100	0.058	66.300	0.854	-23.700	0.369	21.288
0.8	0.485	-68.900	5.723	112.200	0.097	57.800	0.665	-35.100	0.639	17.709
1.0	0.388	-80.900	4.965	102.700	0.111	55.300	0.591	-38.300	0.748	16.506
1.5	0.224	-113.500	3.648	84.400	0.145	53.300	0.470	-44.100	0.919	14.007
2.0	0.160	-159.100	2.887	70.400	0.171	51.200	0.390	-50.400	1.029	11.231
2.5	0.180	160.200	2.386	59.100	0.202	49.100	0.330	-59.200	1.077	9.035
3.0	0.239	138.100	2.048	48.600	0.234	46.700	0.282	-70.600	1.086	7.638
4.0	0.359	113.700	1.621	30.400	0.291	40.600	0.226	-103.900	1.073	5.810
5.0	0.461	98.500	1.349	14.600	0.344	32.000	0.244	-144.200	1.035	4.797

VCE = 3.0 V, IC = 10 mA

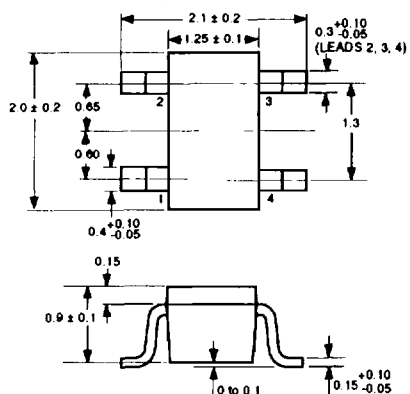
0.1	0.729	-20.700	21.452	158.500	0.016	80.400	0.933	-12.700	0.233	31.273
0.4	0.417	-58.000	12.831	117.900	0.044	68.700	0.639	-31.100	0.689	24.648
0.8	0.196	-81.600	7.430	96.000	0.077	67.000	0.472	-33.200	0.927	19.845
1.0	0.133	-92.600	6.128	89.300	0.092	65.700	0.426	-33.900	0.984	18.235
1.5	0.060	-155.000	4.250	76.100	0.133	64.000	0.357	-37.400	1.033	13.938
2.0	0.101	144.800	3.281	65.500	0.171	61.200	0.303	-44.600	1.054	11.406
2.5	0.164	125.900	2.687	56.400	0.207	57.300	0.249	-54.500	1.068	9.535
3.0	0.230	117.000	2.295	47.600	0.246	53.400	0.208	-67.800	1.055	8.262
4.0	0.349	104.600	1.808	31.300	0.311	44.000	0.160	-112.500	1.035	6.491
5.0	0.450	93.100	1.506	16.700	0.367	33.500	0.199	-160.400	1.011	5.500



NE685 SERIES

OUTLINE DIMENSIONS¹ (Units in mm)

PACKAGE OUTLINE 18
(SOT-343)

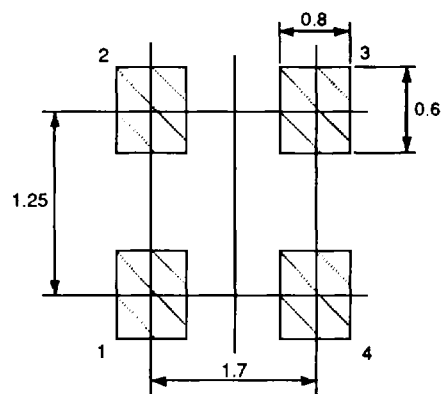


LEAD CONNECTIONS

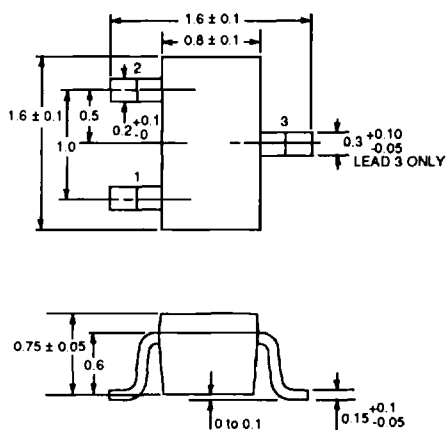
- 1. Collector
- 2. Emitter
- 3. Base
- 4. Emitter

T83 is the Part Number Identifier

OUTLINE 18
RECOMMENDED P.C.B. LAYOUT



PACKAGE OUTLINE 19

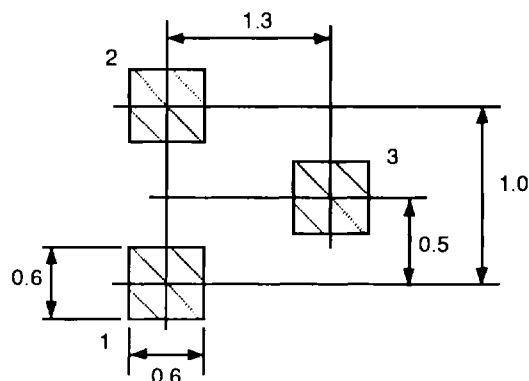


LEAD CONNECTIONS

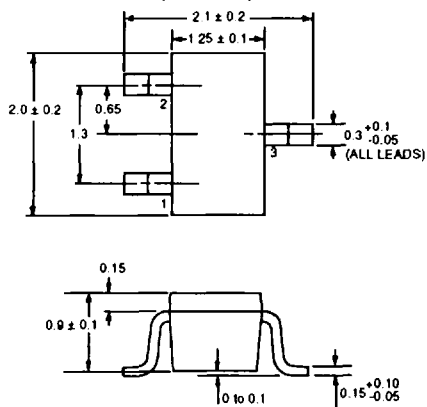
- 1. Emitter
- 2. Base
- 3. Collector

T83 is the Part Number Identifier

OUTLINE 19
RECOMMENDED P.C.B. LAYOUT



PACKAGE OUTLINE 30
(SOT-323)

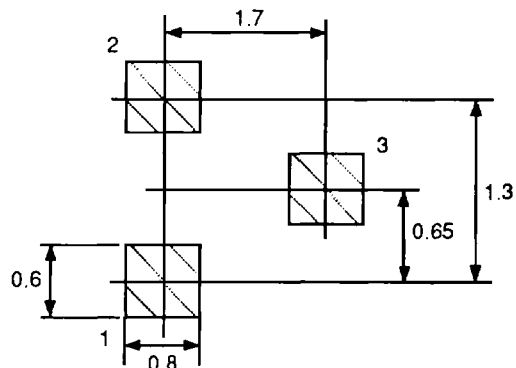


LEAD CONNECTIONS

- 1. Emitter
- 2. Base
- 3. Collector

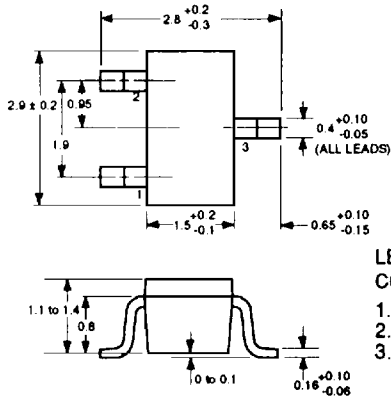
T83 is the Part Number Identifier

OUTLINE 30
RECOMMENDED P.C.B. LAYOUT



OUTLINE DIMENSIONS¹ (Units in mm)

PACKAGE OUTLINE 33
(SOT-23)

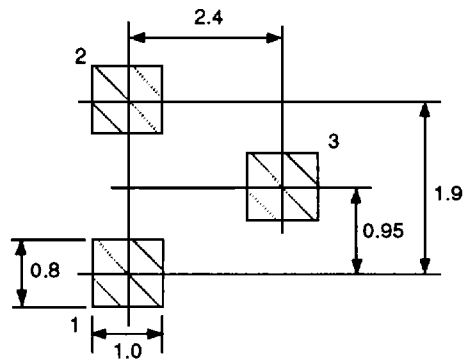


LEAD CONNECTIONS

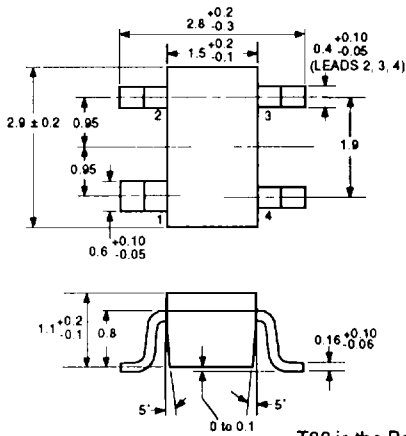
- 1. Emitter
- 2. Base
- 3. Collector

T83 is the Part Number Identifier

OUTLINE 33
RECOMMENDED P.C.B. LAYOUT



PACKAGE OUTLINE 39
(SOT-143)

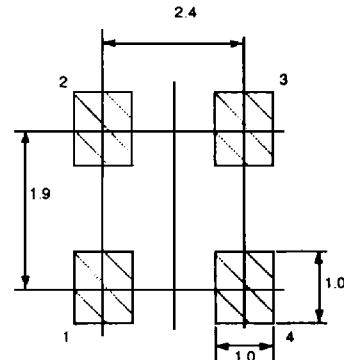


LEAD CONNECTIONS

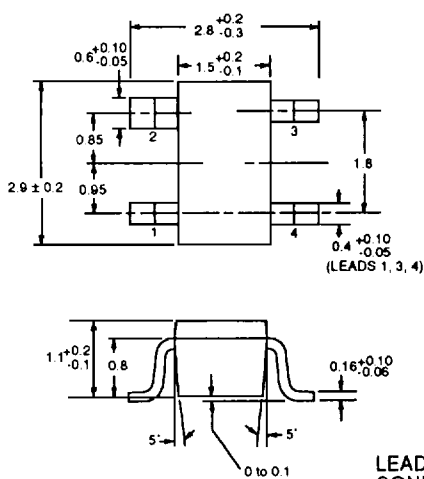
- 1. Collector
- 2. Emitter
- 3. Base
- 4. Emitter

T83 is the Part Number Identifier

OUTLINE 39
RECOMMENDED P.C.B. LAYOUT



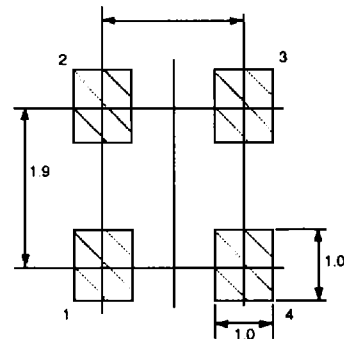
PACKAGE OUTLINE 39R
(SOT-143)



LEAD CONNECTIONS

- 1. Emitter
- 2. Collector
- 3. Emitter
- 4. Base

OUTLINE 39R
RECOMMENDED P.C.B. LAYOUT



ORDERING INFORMATION

PART NUMBER	QTY
NE68518-T1	3K/REEL
NE68519-T1	3K/REEL
NE68530-T1	3K/REEL
NE68533-T1	3K/REEL
NE68539-T1	3K/REEL
NE68539R-T1	3K/REEL

Note:
1. Lead material: Cu
Lead plating: PbSn

3