




Diodes

Fast Recovery

110–250 Amps

Part Number (12)	VRRM (V)	IF(AV) @ TC		IFSM (1)		VFM @ IFM		RthJC (°C/W)	trr (7) (ns)	Case Outline Number (11)	Notes	Case Style
		(A)	(°C)	50 Hz (A)	60 Hz (A)	(V)	(A)					
SD103N02...PV SD103N04...PV SD103N06...PV SD103N08...PV SD103N10...PV SD103N12...PV SD103N14...PV SD103N16...PV SD103N18...PC SD103N20...PC SD103N22...PC SD103N24...PC SD103N25...PC	200 400 600 800 1000 1200 1400 1600 1800 2000 2200 2400 2500	110	85	3000	3140	2.23	345	0.16	500 to 2000 1000 to 2000 2000	R11 (R14) R12 (R15)	(2) (3) (4) (5) (8) (13)	DO-205AC (DO-30) DO-205AA (DO-8) 
SD153N02...PV SD153N04...PV SD153N06...PV SD153N08...PV SD153N10...PV SD153N12...PV SD153N14...PV SD153N16...PV	200 400 600 800 1000 1200 1400 1600	150	85	3600	3770	1.55	470	0.16	1000 to 2000 1500 to 2000	R11 (R14)		
251UL80... 251UL100... 251UL120... 251UL140... 251UL160... 251UL180... 251UL200... 251UL220... 251UL240... 251UL250...	800 1000 1200 1400 1600 1800 2000 2200 2400 2500	250	70	3350	3500	1.78	1000	0.15	1000 to 2000 2000	R22	(9) (13)	DO-205AB (DO-9) 
SD203N02...PV SD203N04...PV SD203N06...PV SD203N08...PV SD203N10...PV SD203N12...PV SD203N14...PV SD203N16...PV SD203N18...PC SD203N20...PC SD203N22...PC SD203N24...PC SD203N25...PC	200 400 600 800 1000 1200 1400 1600 1800 2000 2200 2400 2500	200	85	4200	4400	1.65	628	0.115	1000 to 2000 2000	R23 R24	(2) (4) (5) (8) (13)	
SD253N02...PV SD253N04...PV SD253N06...PV SD253N08...PV SD253N10...PV SD253N12...PV SD253N14...PV SD253N16...PV	200 400 600 800 1000 1200 1400 1600	250	85	4500	4710	1.38	785	0.115	1000 to 2000 2000	R23		

- (1) 100% VRRM reapplied @ Tj = Tj max.
- (2) Cathode to stud. For anode to stud change "N" to "R" (e.g., SD103R02S05PV).
- (3) DO-30 standard, for DO-8 case change "P" to "W" (e.g., SD103N02S15WV).
- (4) Available with metric stud: To specify change "P" to "M" in part number (e.g., SD103N02S10MV).
- (5) Available with flat base. To specify change "P" to "F" in part number (e.g., SD103N02S20FV).
- (7) Tj = 25°C.
- (8) Available with flag lead: To specify add "B" to part number (e.g., SD203N02S10PBV).
- (9) Cathode to stud. For anode to stud add "R" to part number (e.g., 251ULR80S20).
- (11) For case outline drawing see page 0-2.
- (12) To complete the part number refer to Table 1, trr code table, see page M-10.
- (13) VFM measured at Tj = 25°C.