

DTC123EM / DTC123EH / DTC123EE / DTC123EUA

Transistors

DTC123EKA / DTC123ESA

●Absolute maximum ratings (Ta=25°C)

Parameter	Symbol	Limits(DTC123E□)						Unit
		M	H	E	UA	KA	SA	
Supply voltage	V _{CC}	50						V
Input voltage	V _{IN}	-10~+12						V
Output current	I _o	100						mA
	I _{c(Max.)}	100						
Power dissipation	P _d	150		200		300		mW
Junction temperature	T _j	150						°C
Storage temperature	T _{stg}	-55~+150						°C

●Electrical characteristics (Ta=25°C)

Parameter	Symbol	Min.	Typ.	Max.	Unit	Conditions
Input voltage	V _{I(off)}	-	-	0.5	V	V _{CC} =5V, I _o =100μA
	V _{I(on)}	3	-	-		V _o =0.3V, I _o =20mA
Output voltage	V _{O(on)}	-	0.1	0.3	V	I _o /I _i =10mA/0.5mA
Input current	I _i	-	-	3.8	mA	V _i =5V
Output current	I _{o(off)}	-	-	0.5	μA	V _{CC} =50V, V _i =0V
DC current gain	G _i	20	-	-	-	V _o =5V, I _o =20mA
Input resistance	R ₁	1.54	2.2	2.86	kΩ	-
Resistance ratio	R ₂ /R ₁	0.8	1	1.2	-	-
Transition frequency	f _t	-	250	-	MHz	V _{CE} =10V, I _E =-5mA, f=100MHz *

* Transition frequency of the device

●Packaging specifications

Type	Package	VMT3	EMT3 Flat lead	EMT3	UMT3	SMT3	SPT
	Packaging type	Taping	Taping	Taping	Taping	Taping	Taping
	Code	T2L	T2L	TL	T106	T146	TP
	Basic ordering unit (pieces)	8000	8000	3000	3000	3000	5000
DTC123EM		○	-	-	-	-	-
DTC123EH		-	○	-	-	-	-
DTC123EE		-	-	○	-	-	-
DTC123EUA		-	-	-	○	-	-
DTC123EKA		-	-	-	-	○	-
DTC123ESA		-	-	-	-	-	○

DTC123EM / DTC123EH / DTC123EE / DTC123EUA
 DTC123EKA / DTC123ESA

Transistors

●Electrical characteristic curves

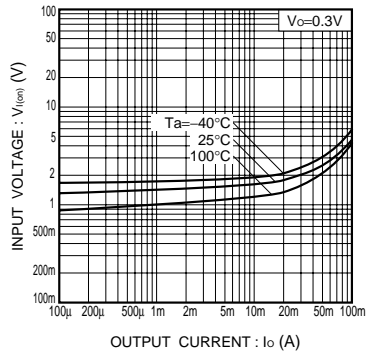


Fig.1 Input voltage vs. output current (ON characteristics)

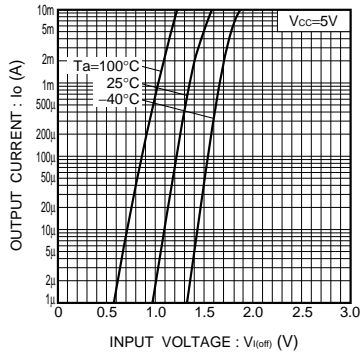


Fig.2 Output current vs. input voltage (OFF characteristics)

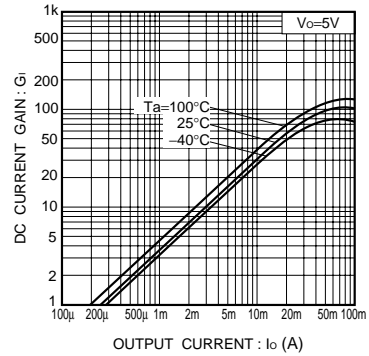


Fig.3 DC current gain vs. output current

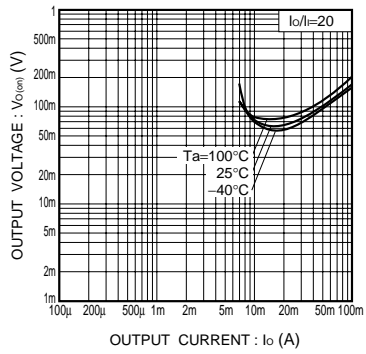


Fig.4 Output voltage vs. output current