


IDC

- Industry compatible
- Competitively priced
- Gold plated contacts
- 1.27mm pitch
- 2.54mm row spacing

IDC BOX HEADER STRAIGHT



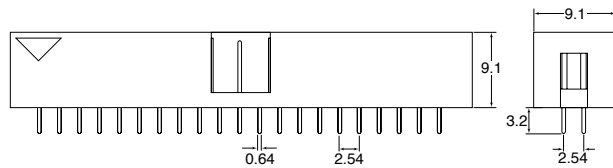
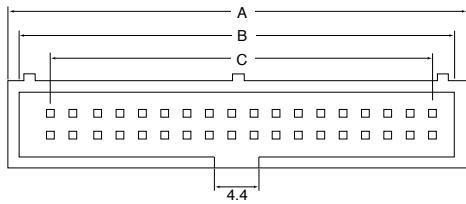
SPECIFICATION

Material & Finish

Contact Material:	Brass
Insulator Material:	PBT & Glass-Fibre Reinforced UL-94V-0
Current Rating:	2 A DC
Contact Resistance:	30M Ω Max
Insulator Resistance:	3000M Ω Min
Dielectric Withstanding Voltage:	500V AC for One Minute
Operating Temperature:	-40°C to + 105°C

Position	A	B	C
10	20.30	18.10	10.16
14	25.38	23.18	15.24
16	27.92	25.72	17.78
20	33.00	30.80	22.86
24	38.08	35.88	27.94
26	40.62	38.42	30.48
30	45.70	43.50	35.56
34	50.78	48.58	40.64
40	58.40	56.20	48.26
44	63.48	61.28	53.34
48	68.56	66.36	58.42
50	71.10	68.90	60.96
60	83.80	81.60	73.66
64	88.88	86.88	78.74

OUTLINE DRAWING



SECTION 15

ORDERING INFORMATION

DBC	IDC	C3	10	A	G	1
Dubilier Connectors	IDC Connector	Series	N° of Ways	Contact Material	Contact Plating	Colour
			08=8way 10=10way 12=12way 14=14way 16=16way 20=20way 24=24way	A=Brass	G= Gold Flash	1=Black
			26=26way 30=30way 34=34way 40=40way 44=44way 50=50way 60=60way 64=64way			