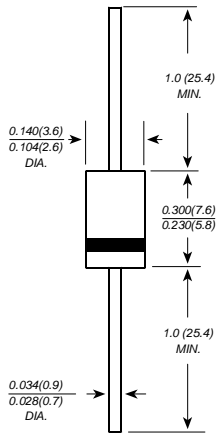


HER151-G THRU HER158-G
HIGH EFFICIENCY RECTIFIERS

Reverse Voltage - 50 to 1000 Volts Forward Current - 1.5 Amperes

DO-15



Dimensions in inches and (millimeters)

FEATURES

- ◆ The plastic package carries Underwriters Laboratory Flammability Classification 94V-0
- ◆ High speed switching for high efficiency
- ◆ Low reverse leakage
- ◆ High forward surge current capability
- ◆ High temperature soldering guaranteed:
250°C/10 seconds, 0.375" (9.5mm) lead length,
5 lbs. (2.3kg) tension
- ◆ Green Products in Compliance with the RoHS Directive

MECHANICAL DATA

Case: JEDEC DO-15 molded plastic body
Terminals: Plated axial leads, solderable per MIL-STD-750, Method 2026
Polarity: Color band denotes cathode end
Mounting Position: Any
Weight: 0.014 ounce, 0.40 grams

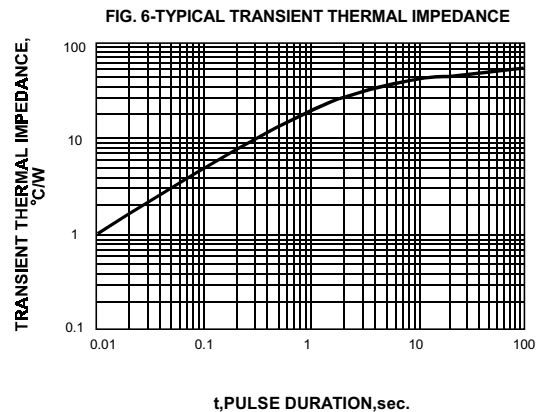
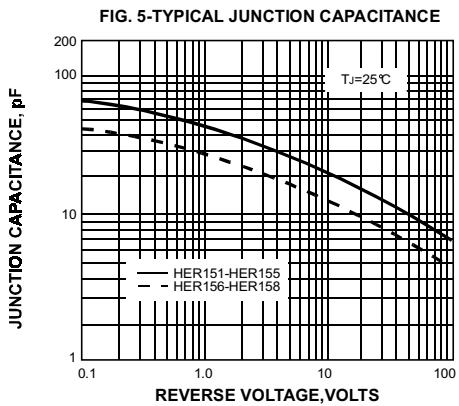
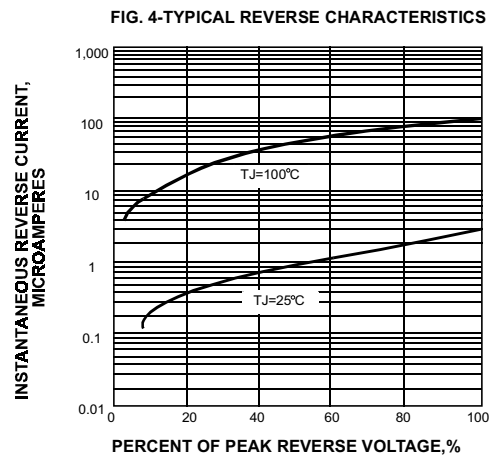
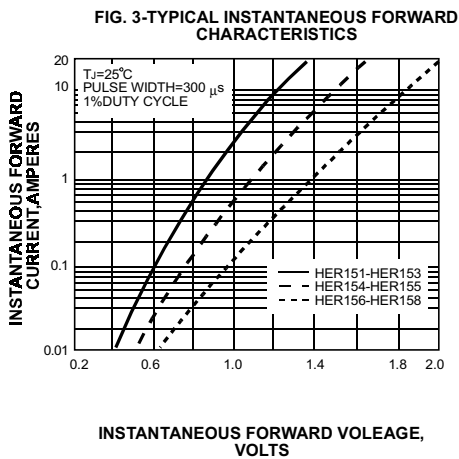
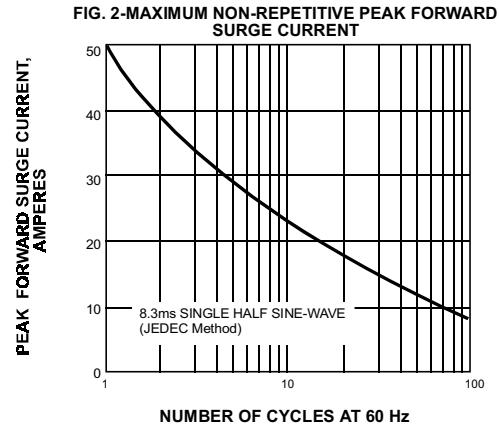
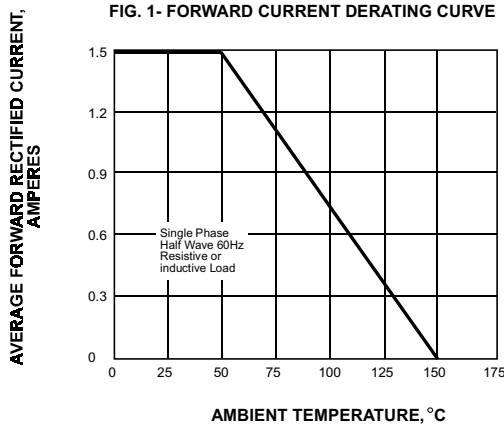
MAXIMUM RATINGS AND ELECTRICAL CHARACTERISTICS

Ratings at 25°C ambient temperature unless otherwise specified.
 Single phase half-wave 60Hz, resistive or inductive load, for capacitive load current derate by 20%.

	SYMBOLS	HER 151-G	HER 152-G	HER 153-G	HER 154-G	HER 155-G	HER 156-G	HER 157-G	HER 158-G	UNITS
Maximum repetitive peak reverse voltage	V_{RRM}	50	100	200	300	400	600	800	1000	VOLTS
Maximum RMS voltage	V_{RMS}	35	70	140	210	280	420	560	700	VOLTS
Maximum DC blocking voltage	V_{DC}	50	100	200	300	400	600	800	1000	VOLTS
Maximum average forward rectified current 0.375" (9.5mm) lead length at $T_A=50^\circ\text{C}$	$I_{(AV)}$	1.5								Amps
Peak forward surge current 8.3ms single half sine-wave superimposed on rated load (JEDEC Method)	I_{FSM}	50.0								Amps
Maximum instantaneous forward voltage at 1.5A	V_F	1.0		1.3		1.70			Volts	
Maximum DC reverse current $T_A=25^\circ\text{C}$ at rated DC blocking voltage $T_A=100^\circ\text{C}$	I_R	5.0 100.0								μA
Maximum reverse recovery time (NOTE 1)	t_{rr}	50					70			ns
Typical junction capacitance (NOTE 2)	C_J	30.0					20.0			pF
Typical thermal resistance (NOTE 3)	$R_{\theta JA}$	50.0								$^\circ\text{C/W}$
Operating junction and storage temperature range	T_J, T_{STG}	-65 to +150								$^\circ\text{C}$

Note: 1. Reverse recovery condition $I_F=0.5\text{A}, I_R=1.0\text{A}, I_{rr}=0.25\text{A}$
 2. Measured at 1MHz and applied reverse voltage of 4.0V D.C.
 3. Thermal resistance from junction to ambient at 0.375" (9.5mm) lead length, P.C.B. mounted

RATINGS AND CHARACTERISTIC CURVES HER151-G THRU HER158-G



DISCLAIMER:

- 1- The information given herein, including the specifications and dimensions, is subject to change without prior notice to improve product characteristics. Before ordering, purchasers are advised to contact the Sensitron Semiconductor sales department for the latest version of the datasheet(s).
- 2- In cases where extremely high reliability is required (such as use in nuclear power control, aerospace and aviation, traffic equipment, medical equipment, and safety equipment), safety should be ensured by using semiconductor devices that feature assured safety or by means of users' fail-safe precautions or other arrangement.
- 3- In no event shall Sensitron Semiconductor be liable for any damages that may result from an accident or any other cause during operation of the user's units according to the datasheet(s). Sensitron Semiconductor assumes no responsibility for any intellectual property claims or any other problems that may result from applications of information, products or circuits described in the datasheets.
- 4- In no event shall Sensitron Semiconductor be liable for any failure in a semiconductor device or any secondary damage resulting from use at a value exceeding the absolute maximum rating.
- 5- No license is granted by the datasheet(s) under any patents or other rights of any third party or Sensitron Semiconductor.
- 6- The datasheet(s) may not be reproduced or duplicated, in any form, in whole or part, without the expressed written permission of Sensitron Semiconductor.
- 7- The products (technologies) described in the datasheet(s) are not to be provided to any party whose purpose in their application will hinder maintenance of international peace and safety nor are they to be applied to that purpose by their direct purchasers or any third party. When exporting these products (technologies), the necessary procedures are to be taken in accordance with related laws and regulations.