

# 524 RS series



## features



- Ø8.1mm mounting
- Robust stainless steel housing
- Sealed to IP67, Suitable for high vibration applications
- Low profile lens styling with a wide viewing angle
- Sunlight readable LEDs
- Internal reverse protection diode fitted as standard in all voltage models
- Pack Quantity = 10 Pieces

## specifications

Typical characteristics (Ta = 25°C)

RS Part Number	Marl Part Number	Colour	Voltage Vac/dc	Current DC (mA)	Luminous Intensity (mcd)	Wave Length (nm)	Operating Temp. (°C)	Storage Temp. (°C)	De-rating Graphs
3514259	524-501-21	Red	12 Vdc	20	600	630	-40 - +80	-40 - +100	D
3514287	524-501-22	Red	24 Vdc	19	600	630	-40 - +80	-40 - +100	D
3514271	524-521-21	Yellow	12 Vdc	20	600	585	-40 - +80	-40 - +100	D
3514300	524-521-22	Yellow	24 Vdc	19	600	585	-40 - +80	-40 - +100	D
3514265	524-532-21	Green	12 Vdc	20	2300	515	-40 - +75	-40 - +100	F
3514293	524-532-22	Green	24 Vdc	20	2300	515	-40 - +75	-40 - +100	F

^ = Voltage for 20mA product is Vf at 20mA, not Vopr

- Products must be de-rated according to the de-rating information. Each de-rating graph refers to specific LEDs. Please refer to graphs on page 3.

- Luminous intensity is measured at 20mA on a discrete LED unless otherwise stated.

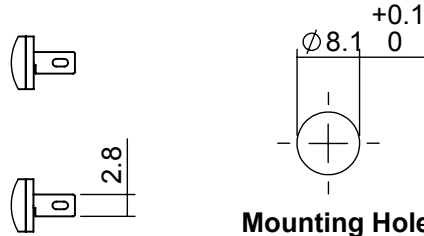
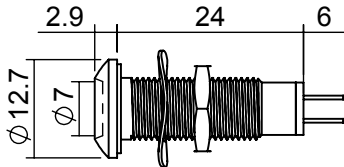
© marl international limited technical documentation has been designed by marl international limited for the intention of providing information, which must not be copied or released to a third party without prior written consent from marl international limited. the information provided does not constitute part of any order or contract and should not be regarded as a representation relating to either products or service. no responsibility can be assumed for inaccuracies or printing errors. marl international limited reserve the right to alter without notice the specification or any conditions of supply for product or service.



# 524 RS series



## technical data



Mounting Hole

Anode termination indicated by red sleeve.  
Mounting hole to be clean and burr free.

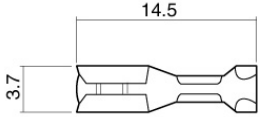
Dimensions in mm (typical)

Not to scale

## housing material

## push on connectors

<b>Body</b>	Stainless Steel Grade 303
<b>Nut</b>	Stainless Steel Grade 303
<b>Panel Seal</b>	Viton
<b>Termination</b>	Brass to BS 2874 CZ108. Copper flash base, silver flash finish
<b>Lens</b>	Polycarbonate
<b>Encapsulation</b>	PC5430 Resin
<b>Lock Washer</b>	Stainless Steel
<b>Header</b>	-



925-000-00 is brass tin plated - for use with 524 series lamps

Dimensions in mm (typical). Not to scale.

## technical characteristics

Series	Max. Power Dissipation	Max. Reverse Voltage	Panel Cutout	Nut Mounting Torque	Min. Mounting Centres	Max. Panel Thickness
524	825	1000 <sup>^</sup>	8.1	0.65	14.5	1.5 - 13.0
units	mW	Vdc	mm	Nm	mm	mm

\* = Current version

<sup>^</sup> = Voltage version

## optional flying lead terminators

Order Code Suffix	Supply Voltage	Wire Colour	Wire Length	No/Diameter of Conductor	Diameter Insulation	Comments
15	DC products	Red-anode/ Black-cathode	150mm	19/0.15mm	1.2mm	Customised lengths available
15	AC products	Brown-live/ Blue-neutral	150mm			
19	DC products	Red-anode/ Black-cathode	1000mm			
19	AC products	Brown-live/ Blue-neutral	1000mm			

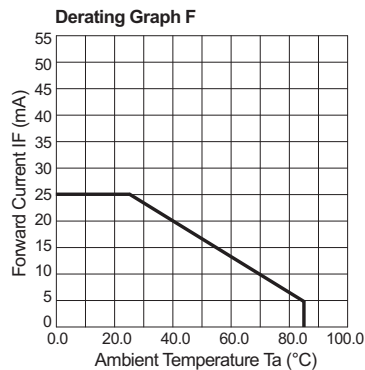
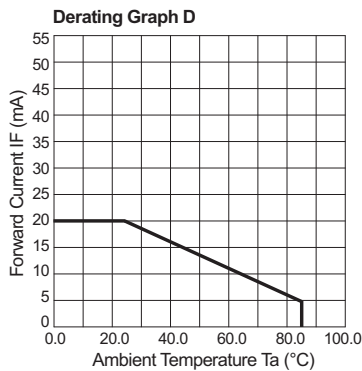
© marl international limited technical documentation has been designed by marl international limited for the intention of providing information, which must not be copied or released to a third party without prior written consent from marl international limited. the information provided does not constitute part of any order or contract and should not be regarded as a representation relating to either products or service. no responsibility can be assumed for inaccuracies or printing errors. marl international limited reserve the right to alter without notice the specification or any conditions of supply for product or service.



# 524 RS series



## de-rating information



## also available

### Part numbers also available in the 524 series:

Part Number	Colour	Voltage Vopr	Part Number	Colour	Voltage Vopr	Part Number	Colour	Voltage Vopr
524-501-04	Red	20 mA dc	524-532-20-22	Green	5/6 Vdc	524-997-86-22	White	115 Vac 60 Hz
524-501-20	Red	5/6 Vdc	524-532-21-22	Green	12 Vdc			
524-501-20-19	Red	5/6 Vdc	524-532-22-22	Green	24 Vdc			
524-501-20-22	Red	5/6 Vdc	524-532-23	Green	28 Vdc			
524-501-21-15	Red	12 Vdc	524-532-23-19	Green	28 Vdc			
524-501-22-22	Red	24 Vdc	524-532-24	Green	48 Vdc			
524-501-23	Red	28 Vdc	524-532-24-19	Green	48 Vdc			
524-501-24-19	Red	48 Vdc	524-532-25-19	Green	110 Vdc			
524-501-25-19	Red	110 Vdc	524-532-72-15	Green	24 Vac 50 Hz			
524-501-72-15	Red	24 Vac 50 Hz	524-532-75-15	Green	110 Vac 50 Hz			
524-501-76-15	Red	230 Vac 50 Hz	524-532-76-15	Green	230 Vac 50 Hz			
524-501-86-19	Red	115 Vac 60 Hz	524-532-86	Green	115 Vac 60 Hz			
524-512-86	Green	115 Vac 60 Hz	524-532-86-22	Green	115 Vac 60 Hz			
524-521-04	Yellow	20 mA dc	524-930-04	Blue	20 mA dc			
524-521-20	Yellow	5/6 Vdc	524-930-04-15	Blue	20 mA dc			
524-521-20-19	Yellow	5/6 Vdc	524-930-20	Blue	5/6 Vdc			
524-521-21-15	Yellow	12 Vdc	524-930-21	Blue	12 Vdc			
524-521-22-22	Yellow	24 Vdc	524-930-21-19	Blue	12 Vdc			
524-521-23	Yellow	28 Vdc	524-930-22	Blue	24 Vdc			
524-521-25-19	Yellow	110 Vdc	524-930-23	Blue	28 Vdc			
524-521-86	Yellow	115 Vac 60 Hz	524-930-24	Blue	48 Vdc			
524-521-86-50	Yellow	115 Vac 60 Hz	524-997-21	White	12 Vdc			
524-523-23	Red	28 Vdc	524-997-22	White	24 Vdc			
524-525-23	Green	28 Vdc	524-997-22-22	White	24 Vdc			
524-530-23	Red/Green	28 Vdc	524-997-23	White	28 Vdc			
524-532-04	Green	20 mA dc	524-997-24-22	White	48 Vdc			
524-532-20	Green	5/6 Vdc	524-997-25-19	White	110 Vdc			
524-532-20-15	Green	5/6 Vdc	524-997-72	White	24 Vac 50 Hz			
524-532-20-19	Green	5/6 Vdc	524-997-76-15	White	230 Vac 50 Hz			

The products listed here illustrate all of the options available to order. These products may have custom modifications that alter their operation beyond the generic information contained within this datasheet. Please contact sales for further information.

RP = Reverse Polarity

© marl international limited technical documentation has been designed by marl international limited for the intention of providing information, which must not be copied or released to a third party without prior written consent from marl international limited. the information provided does not constitute part of any order or contract and should not be regarded as a representation relating to either products or service. no responsibility can be assumed for inaccuracies or printing errors. marl international limited reserve the right to alter without notice the specification or any conditions of supply for product or service.



# 524 RS series



## design considerations

### Electro-Static Discharge (ESD)

Build up of electro-static discharge occurs in many situations involving people moving and handling products. The range of possible situations is very diverse but voltage levels as high as several thousand volts can and do arise in many individual situations. When an operator charged up to these levels handles a static sensitive device, there is a very probable likelihood that the device will be irreversibly damaged. It is essential that precautions are taken at all stages during manufacture and assembly of these products. Although LEDs were never considered to be static sensitive devices, changes in manufacturing technology and materials used to produce higher intensity products over a large range of the wavelength spectrum have changed this. Marl has an approved system of ESD control from goods in, through production and into final packing and despatch. Marl recommend all users of LED based products follow the guidelines of BS 100015.

### Power De-Rating

The forward voltage/ current value of an LED is dependant upon the ambient temperature of the environment in which it is operated. Therefore, care must be taken to operate the LED at the correct voltage/ current values, depending upon the ambient temperature. Consequently, a recommendation regarding operating voltages and currents is given in order to address these temperature effects. This recommendation is termed 'de-rating'. It is usual for forward voltages and currents to be specified for ambient temperature of 25°C. However, because the values of these qualities vary with temperature, please refer to the de-rating graphs for correct operation. Marl accept no liability for any product that is operated higher than the stated voltage.

© marl international limited technical documentation has been designed by marl international limited for the intention of providing information, which must not be copied or released to a third party without prior written consent from marl international limited. the information provided does not constitute part of any order or contract and should not be regarded as a representation relating to either products or service. no responsibility can be assumed for inaccuracies or printing errors. marl international limited reserve the right to alter without notice the specification or any conditions of supply for product or service.

