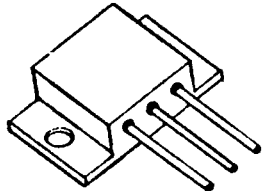
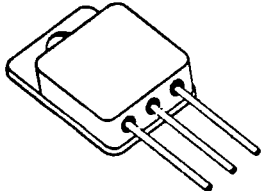
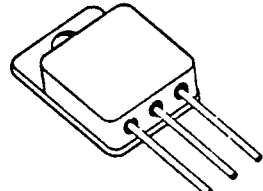


**FAST RECOVERY RECTIFIERS**  
 (isolated packages)

PART NUMBER	PIV (V)	VF @ (A)	PIV @ IR ( $\mu$ A)	trr A (ns)	PD @25°C WATTS	CASE STYLE
SDRY810	100	1.05@8	50	30	60	TO-228AA 
SDRY820	200	1.15@8	50	30	60	
SDRY430	300	1.15@4	50	30	60	
SDRY440	400	1.25@4	50	50	60	
SDRY450	500	1.25@4	50	50	60	
SDRY1210	100	1.05@12	50	40	60	
SDRY1220	200	1.15@12	50	40	60	
SDRY630	300	1.15@6	50	40	60	
SDRY640	400	1.15@6	100	50	60	
SDRY650	500	1.25@6	200	50	60	
SDRY660	600	1.25@6	200	50	60	
SDRM2510	100	1.15@25	50	50	75	TO-254/I 
SDRM2520	200	1.15@25	50	50	75	
SDRM2030	300	1.25@20	50	50	75	
SDRM2040	400	1.25@20	100	50	75	
SDRM1550	500	1.35@15	200	50	75	
SDRM1560	600	1.35@15	200	50	75	
SDRM4010	100	1.15@30	100	60	125	
SDRM4020	200	1.25@30	100	60	125	
SDRM2530	300	1.25@25	100	60	125	
SDRM2540	400	1.35@25	100	60	125	
SDRM2550	500	1.45@25	200	60	125	

**SCHOTTKY RECTIFIERS**  
 (isolated packages)

PART NUMBER	VB RV (V)	IF (A)	IRM @125°C (MA)	IF(surge) (A)	PD@25°C (WATTS)	CASE STYLE
SSPM10Q30	30	.75@10	15	200	75	TO-254/I 
SSPM20Q45	45	.75@10	15	200	75	
SSPM20Q30D	30	.75@20	15	400	100	
SSPM20Q45D	45	.75@20	15	400	100	
SSPM25Q45	45	.75@25	25	400	125	
SSPM60Q60E	60	.89@60	45	600	150	
SSPM60Q80E	80	.89@60	45	600	150	
SSPM60Q100E	100	.89@60	45	600	150	
SSPM75Q30E	30	.85@75	45	800	175	
SSPM75Q45E	45	.85@75	45	800	175	

## NOTE:

A. = TO-228AB

D. = DUAL CENTER TAP

E. = TO-258