



DATA SHEET

BAT54TW/ADW/CDW/SDW

SURFACE MOUNT SCHOTTKY DIODE ARRAYS

VOLTAGE 30 Volts **POWER** 200mWatts

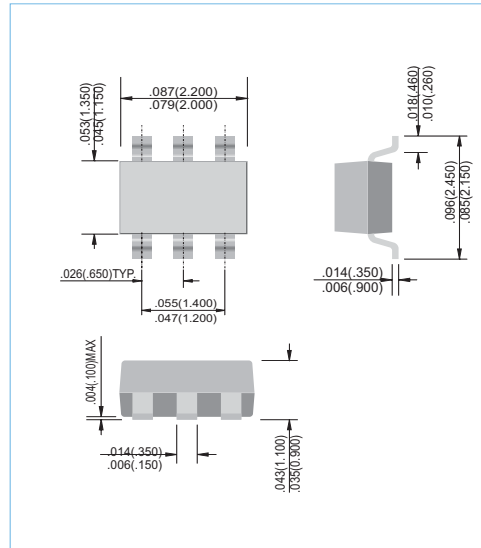
SOT-363 Unit: inch (mm)

FEATURES

- Isolated diode arrays for significant board space savings
- Surface mount package ideally suited for automatic insertion
- Extremely Fast Switching Speed
- Very Low VF: 0.347V (Typ) at IF = 10mA
- Pb free product are available : 99% Sn above can meet Rohs environment substance directive request

MECHANICAL DATA

- Case: SOT-363 plastic
- Terminals: Solderable per MIL-STD-202, Method
- Approx Weight: 0.008 gram
- Marking: BAT54TW: L4, BAT54ADW: L42, BAT54CDW: L43, BAT54SDW: L44



ABSOLUTE RATINGS (each diode)

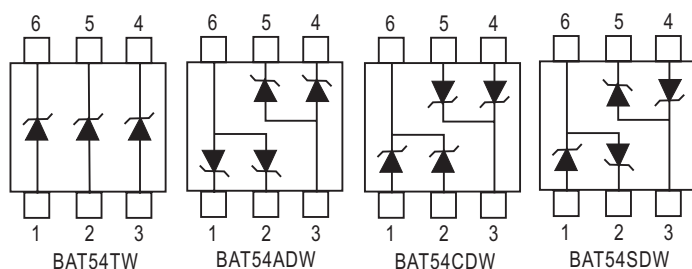
PARAMETER	Sym bol	Value	Units
Maximum Reverse Voltage	V_R	30	V
Peak Reverse Voltage	V_{RRM}	30	V
Continuous Forward Current	I_F	0.2	A

THERMAL CHARACTERISTICS

PARAMETER	Sym bol	Value	Units
Power Dissipation (Note 1)	P_{TOT}	200	mW
Thermal Resistance, Junction to Ambient (Note 1)	$R_{\theta JA}$	625	$^{\circ}C/W$
Junction Temperature	T_J	-55 to 125	$^{\circ}C$
Storage Temperature	T_{STG}	-55 to 150	$^{\circ}C$

NOTE:

1. FR-5 Board = 1.0 x 0.75 x 0.062 in.





ELECTRICAL CHARACTERISTICS (each diode) (TA=25°C, unless otherwise noted)

PARAMETER	Symbol	Test Condition	M N .	TYP .	MAX .	Units
Reverse Breakdown Voltage	V_{BR}	$I_F=100 \mu A$	30			V
Reverse Current	I_R	$V_R=25 V$			2.0	μA
Forward Voltage	V_F	$I_F=0.1mA$ $I_F=1.0mA$ $I_F=10mA$ $I_F=30mA$ $I_F=100mA$			0.24 0.32 0.40 0.50 1.0	V
Total Capacitance	C_T	$V_R=1V, f=1.0MHz$			10	pF

ELECTRICAL CHARACTERISTICS CURVES

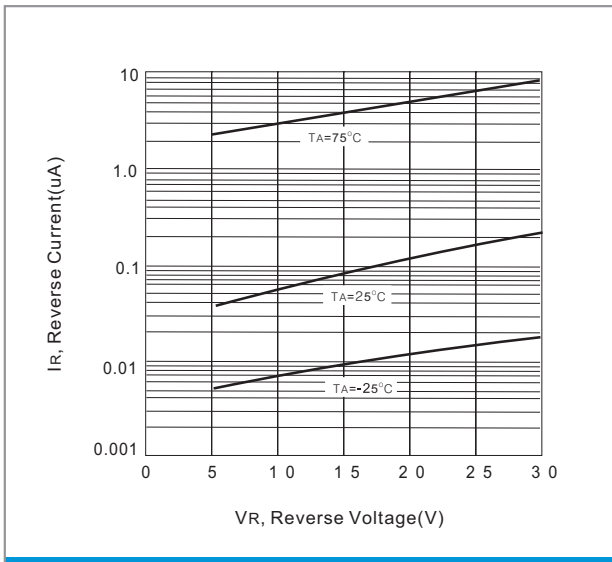


Fig. 1- Typical Reverse Leakage

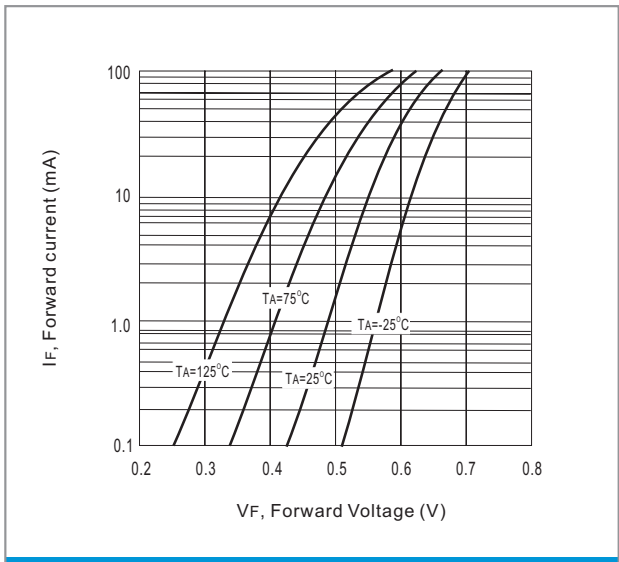


Fig. 2- Typical Forward Voltage

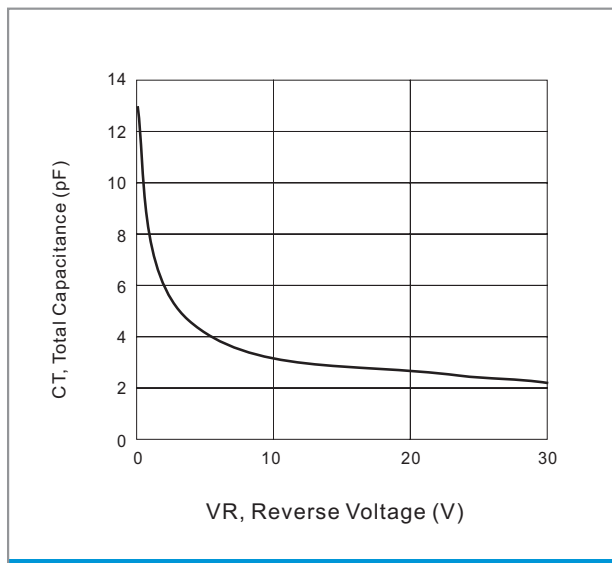


Fig. 3- Typical Total capacitance



ORDER INFORMATION

- Packing information

T/R - 12K per 13" plastic Reel

T/R - 3.0K per 7" plastic Reel

LEGAL STATEMENT

IMPORTANT NOTICE

This information is intended to unambiguously characterize the product in order to facilitate the customer's evaluation of the device in the application. The information will help the customer's technical experts determine that the device is compatible and interchangeable with similar devices made by other vendors. The information in this data sheet is believed to be reliable and accurate. The specifications and information herein are subject to change without notice. New products and improvements in products and product characterization are constantly in process. Therefore, the factory should be consulted for the most recent information and for any special characteristics not described or specified.

Copyright Pan Jit International Inc. 2003

All rights reserved. Reproduction in whole or in part is prohibited without the prior written consent of the copyright owner.

The information presented in this document does not form part of any quotation or contract. The information presented is believed to be accurate and reliable, and may change without notice in advance. No liability will be accepted by the publisher for any consequence of use. Publication thereof does not convey nor imply any license under patent or other industrial or intellectual property rights.