





DWM-20-53-G-S-300



DWM-10-59-G-D-500



HDWM-32-51-G-D-230



BOARD STACKER DWM, HDWM SERIES

SPECIFICATIONS

DWM

For complete specifications see www.samtec.com?DWM

Insulator Material:

Top: Black LCP
Bottom: Natural LCP



Terminal Material:

Phosphor Bronze



Plating:

Au over 50µ" (1,27µm) Ni

Current Rating:

1A

Operating Temp Range:

-55°C to + 105°C with Tin

-55°C to + 125°C with Gold

RoHS Compliant:

Yes


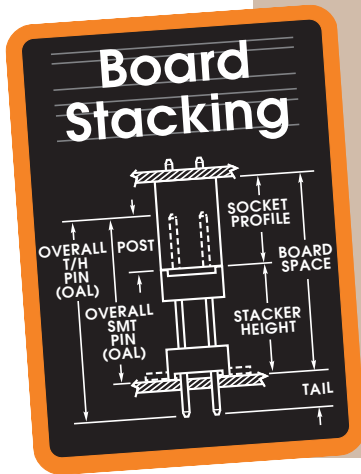
HDWM

For complete specifications see www.samtec.com?HDWM

Same as DWM except not CSA rated.



Mates with:
SMS, SLM, RSM



Note: Other Gold plating options available. Contact Samtec.

Note: These Series are non-standard, non-returnable.

Processing:

Max Processing Temp:

230°C for 60 seconds, or

260°C for 20 seconds 3x

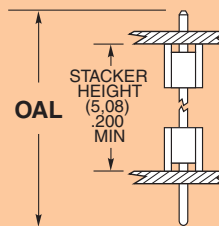
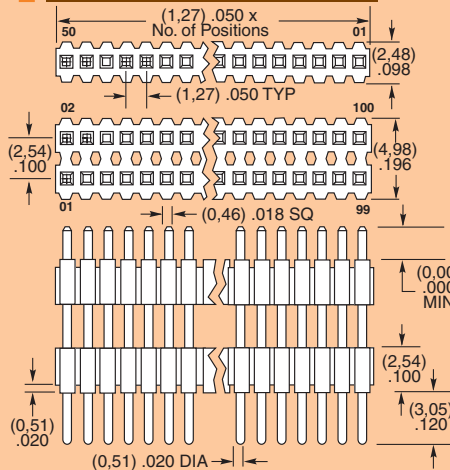
Lead-Free Solderable:

Yes

TYPE STRIP	NO. PINS PER ROW	LEAD STYLE	PLATING OPTION	ROW OPTION	STACKER HEIGHT	OTHER OPTION
	01 thru 50	Specify LEAD STYLE from chart	-G = 10µ" (0,25µm) Gold on post, Gold flash on tail -S = 30µ" (0,76µm) Gold on post, Matte Tin on tail	-S = Single Row -D = Double Row	-"XXX" = Stacker Height Example: -250 = (6,35mm) .250"	-"XXX" = Polarized Position (Specify position of omitted pin)
		DWM = Standard Board Spacer				
		HDWM = High Temp Board Spacer				



www.samtec.com



LEAD STYLE	OAL
-01	(11,43) .450
-51	(10,41) .410
-52	(10,80) .425
-53	(12,83) .505
-54	(14,10) .555
-55	(15,49) .610
-56	(15,88) .625
-57	(16,51) .650
-58	(17,91) .705
-59	(19,18) .755
-60	(20,96) .825
-61	(26,67) 1.050

Due to technical progress, all designs, specifications and components are subject to change without notice.

WWW.SAMTEC.COM