

5747844-6 ✓ ACTIVE

AMPLIMITE | AMPLIMITE HD-20


TE Internal #: 5747844-6

PCB D-Sub Connectors, Receptacle, Board-to-Board, 9 Position,  
2.74 mm [.108 in] Centerline, 2 Row, 1 Connector Shell Size, Round,  
AMPLIMITE HD-20

[View on TE.com >](#)



Connectors > D-Shaped Connectors > D-Sub Connectors > PCB D-Sub Connectors > D-Sub Receptacle Assembly: Right Angle, Shell Size 1, 2.74mm



Connector & Housing Type: **Receptacle**

Connector System: **Board-to-Board**

Number of Positions: **9**

Centerline (Pitch): **2.74 mm [.108 in]**

Number of Rows: **2**

[All D-Sub Receptacle Assembly: Right Angle, Shell Size 1, 2.74mm \(77\)](#)

## Features

### Product Type Features

Shell Material Configuration	Front Metal Shell
Ground Feature Type	Grounding Straps
Connector & Housing Type	Receptacle
Connector System	Board-to-Board
Connector Shell Size	1
Connector & Contact Terminates To	Printed Circuit Board

### Configuration Features

Number of Positions	9
Number of Rows	2
PCB Mount Orientation	Right Angle

### Body Features

Mating Feature Material	Zinc
-------------------------	------



Assembly Process Feature Material	Copper Alloy
Mating Feature Plating Material	Clear Chromate
Insert Material	Zinc
Shell Plating Material	Tin
Primary Product Color	Black
Connector Profile	Standard

### Contact Features

	30 µin
Contact Mating Area Plating Material	Gold
PCB Contact Termination Area Plating Material	Tin
Contact Base Material	Phosphor Bronze
Contact Shape & Form	Round
Contact Current Rating (Max)	6 A

### Termination Features

Round Termination Post & Tail Diameter	.66 mm[.026 in]
Termination Post & Tail Length	3.18 mm[.125 in]
Termination Method to Printed Circuit Board	Through Hole - Solder

### Mechanical Attachment

Assembly Process Feature Plating Material	Tin
Mounting Feature Plating Material	Tin
Mounting Feature Material	Brass
Mounting Hole Diameter	3.18 mm[.125 in]
PCB Mount Alignment	With
PCB Mount Retention	With
PCB Mount Retention Type	Boardlock
Mating Retention	With
Mating Retention Type	Female Screwlocks, Fixed
Connector Mounting Type	Board Mount

### Housing Features

Shell Material	Steel
Housing Material	Thermoplastic
Centerline (Pitch)	2.74 mm[.108 in]



### Dimensions

PCB Thickness (Recommended)	1.58 mm[.062 in]
Row-to-Row Spacing	2.84 mm[.112 in]

### Usage Conditions

Operating Temperature Range	-55 – 105 °C[-67 – 221 °F]
-----------------------------	----------------------------

### Operation/Application

Circuit Application	Signal
---------------------	--------

### Industry Standards

UL Flammability Rating	UL 94V-0
------------------------	----------

### Packaging Features

Packaging Quantity	130
Packaging Method	Tray

### Other

D-Shaped Connectors Comment	All receptacles are preloaded with size 20 DF posted socket contacts
-----------------------------	--

## Product Compliance

[For compliance documentation, visit the product page on TE.com>](#)

EU RoHS Directive 2011/65/EU	Compliant
EU ELV Directive 2000/53/EC	Compliant
China RoHS 2 Directive MIIT Order No 32, 2016	No Restricted Materials Above Threshold
EU REACH Regulation (EC) No. 1907/2006	Current ECHA Candidate List: JUNE 2023 (235) Candidate List Declared Against: JUNE 2023 (235) Does not contain REACH SVHC
Halogen Content	Not Low Halogen - contains Br or Cl > 900 ppm.
Solder Process Capability	Wave solder capable to 265°C

#### Product Compliance Disclaimer

This information is provided based on reasonable inquiry of our suppliers and represents our current actual knowledge based on the information they provided. This information is subject to change. The part numbers that TE has identified as EU RoHS compliant have a maximum concentration of 0.1% by weight in homogenous materials for lead, hexavalent chromium, mercury, PBB, PBDE, DBP, BBP, DEHP, DIBP, and 0.01% for cadmium, or qualify for an exemption to these limits as defined in the Annexes of Directive 2011/65/EU (RoHS2). Finished electrical and electronic equipment products will be CE marked as required by Directive 2011/65/EU. Components may not be CE marked. Additionally, the part numbers that TE has identified as EU ELV compliant have a maximum concentration of 0.1% by weight in homogenous

materials for lead, hexavalent chromium, and mercury, and 0.01% for cadmium, or qualify for an exemption to these limits as defined in the Annexes of Directive 2000/53/EC (ELV). Regarding the REACH Regulation, the information TE provides on SVHC in articles for this part number is based on the latest European Chemicals Agency (ECHA) 'Guidance on requirements for substances in articles' posted at this URL: <https://echa.europa.eu/guidance-documents/guidance-on-reach>

## Compatible Parts



TE Part # CAT-AM7-248H3  
IDC D-Sub: Plug Assembly, Wire to Wire, Signal, 2.77 mm



TE Part # CAT-023-DPARS1274  
D-Sub Plug Assembly: Standard, Right Angle, Shell Size 1, 2.74mm



TE Part # CAT-AM7-H3  
IDC D-Sub: Plug Assembly, Low Profile, Signal, 2.77 mm



TE Part # CAT-AM7-248H4  
IDC D-Sub: Connector Kit, Plug, Wire to Wire, Signal, 2.77 mm



TE Part # 206509-1  
SIZE 20 KEYING PLUG

## Also in the Series | AMPLIMITE HD-20




PCB D-Sub Connectors(353)

## Customers Also Bought



TE Part #5553811-1  
ASSY,EMI RCPT,24 POSN,SCR LK




TE Part #TAD14141311-001  
M12D4-MS-PVC TYPE B RED-0.5M



TE Part #6-66460-4  
PIN,.062 DIA,.025 SQ POST,LP



TE Part #1546927-3  
3P .325 TRI-BARRIER W/COVER



TE Part #3-87215-0  
60 MODII HDR DRST UNSHRD .100



TE Part #4291-BCE-S-005-000  
5 PSI Gauge Sensor



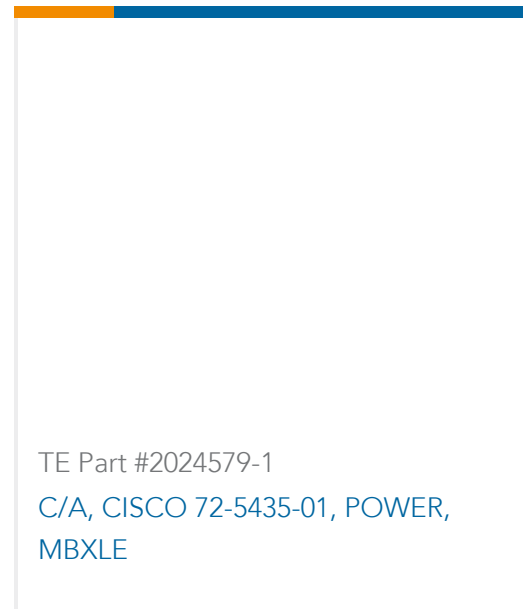
TE Part #1542706-3  
XFP. MSA NETWORK APPLICATION H



TE Part #1586821-2  
16P MINI UMNL RA HDR ASY OMIT



TE Part #4-2170705-2  
CAGE ASSY, QSFP28 1X1, SPRING,  
HS, LP



TE Part #2024579-1  
C/A, CISCO 72-5435-01, POWER,  
MBXLE

## Documents

### Product Drawings

[09 MSFL RCPT RA 318 \(SL,FM,BL\)](#)

English

### CAD Files

[3D PDF](#)

English

**Customer View Model**

[ENG\\_CVM\\_5747844-6\\_O.2d\\_dxf.zip](#)

English

**Customer View Model**

[ENG\\_CVM\\_5747844-6\\_O.3d\\_igs.zip](#)

English

**Customer View Model**

[ENG\\_CVM\\_5747844-6\\_O.3d\\_stp.zip](#)

English

By downloading the CAD file I accept and agree to the [Terms and Conditions](#) of use.

### Datasheets & Catalog Pages

[AMPLIMITE Subminiature D Connectors - Right-Angle Posted Connectors](#)

English

### Product Specifications

[Application Specification](#)

English

### Product Environmental Compliance

[Product Compliance Document](#)



English

[Product Compliance Document](#)

English

---

[Instruction Sheets](#)

[Instruction Sheet \(U.S.\)](#)

English

---

[Agency Approvals](#)

[UL Report](#)

English