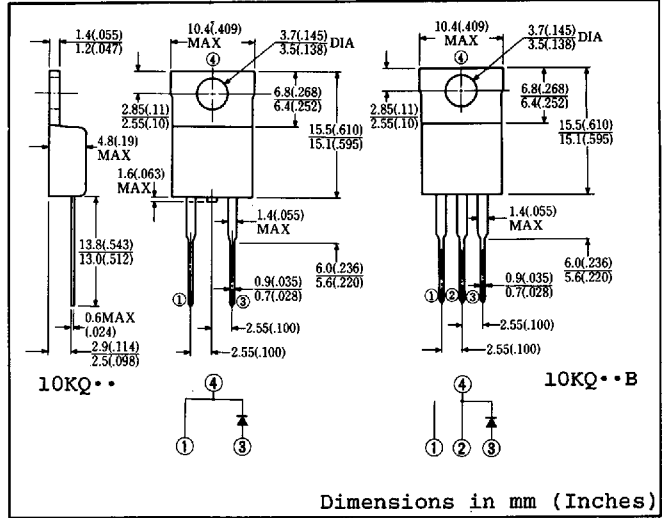


**FEATURES**

- Similar to TO-220AC and TO-220AB Case
- Fully Molded Isolation Case (F-Type)
- Low Forward Voltage Drop
- Low Power Loss, High Efficiency
- High Surge Capability
- 30 Volts through 100 Volts Types Available



Approx. Net Weight: 1.85 Grams 1.9 Grams

**MAXIMUM RATINGS**

Voltage Rating	TYPE	10KQ90	F10KQ90	10KQ100	F10KQ100	Unit
	Symbol	10KQ90B	F10KQ90B	10KQ100B	F10KQ100B	
Repetitive Peak Reverse Voltage	$V_{RRM}$	90		100		V
Non-Repetitive Peak Reverse Voltage	$V_{RSM}$	---		---		V
Electrical Rating	Symbol	Condition			Rating	Unit
Average Rectified Output Current	$I_O$	180° rectangular wave conduction $T_C = 90^\circ C$			11	A
		180° sinusoidal wave conduction $T_C = 98^\circ C$			10	
RMS Forward Current	$I_{F(RMS)}$				15.7	A
Peak One-cycle Forward Surge Current	$I_{FSM}$	50Hz half sine wave, non-repetitive			180	A
Operating Junction Temperature Range	$T_{jw}$				-40 to 125	°C
Storage Temperature Range	$T_{stg}$				-40 to 125	°C
Mounting Torque	$F_{tor}$	Recommended torque			0.5 (5.1)	N·m (kgf·cm)

**ELECTRICAL & THERMAL CHARACTERISTICS**

Characteristics	Symbol	Test Condition		Max.	Unit
Peak Forward Voltage	$V_{FM}$	$I_{FM} = 10A$	$T_j = 25^\circ C$	0.89	V
Peak Reverse Current	$I_{RM}$	$V_{RM} = V_{RRM}$	$T_j = 25^\circ C$	2.0	mA
Thermal Resistance	$R_{th(j-c)}$	Junction to Case		3.0	°C/W
	$R_{th(c-f)}$	Case to Fin for F10KQ Type		1.5	

6615123 0001881 268

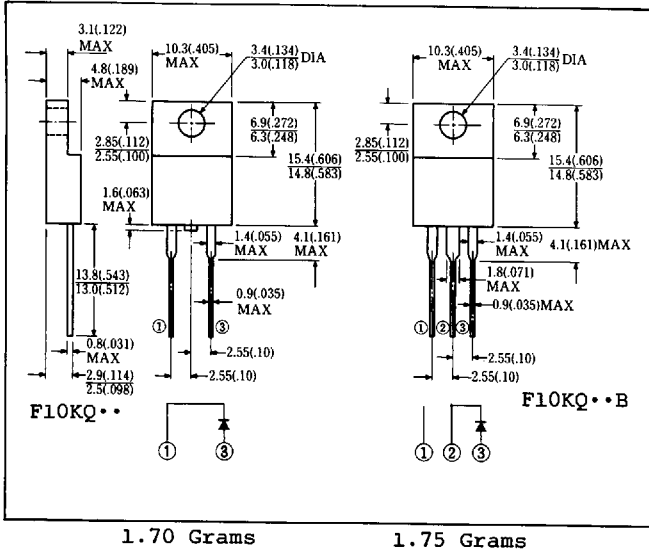


FIG.1-FORWARD VOLTAGE VS. FORWARD CURRENT

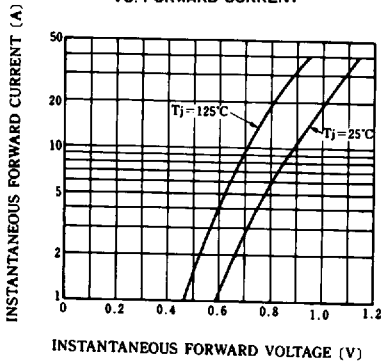


FIG.2-PEAK REVERSE CURRENT VS. PEAK REVERSE VOLTAGE

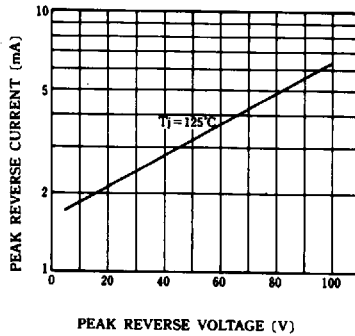


FIG.3-AVERAGE FORWARD CURRENT VS. CASE TEMPERATURE

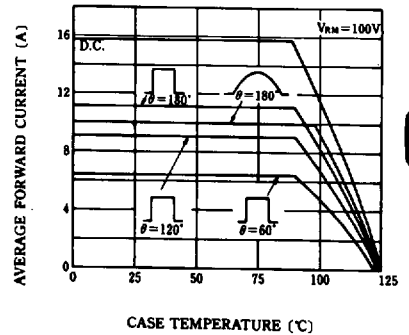


FIG.4-SURGE CURRENT RATINGS

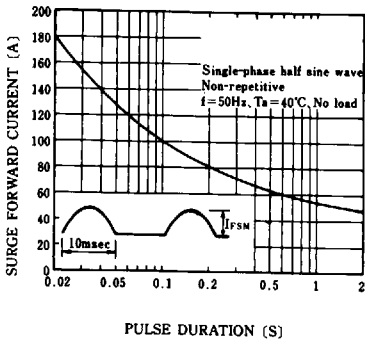


FIG.5-JUNCTION CAPACITANCE VS. REVERSE VOLTAGE

