

PLASTIC SILICON RECTIFIER

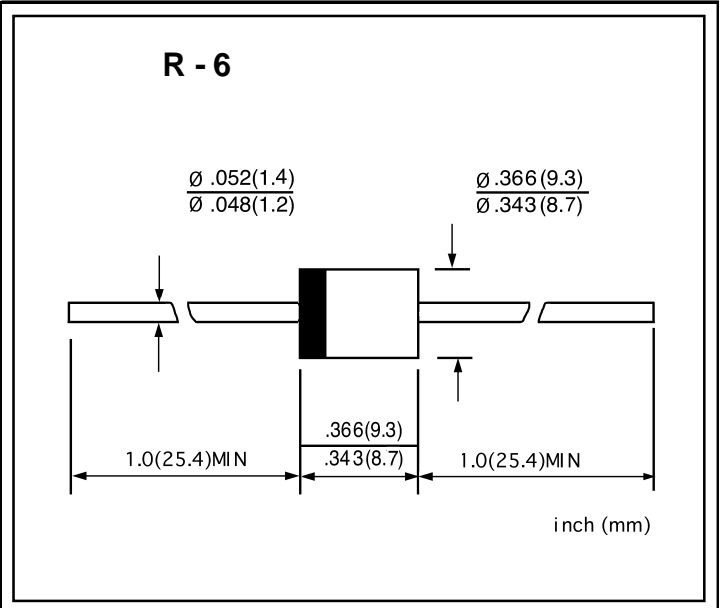
VOLTAGE RANGE: 50 --- 1000 V
CURRENT: 6.0 A

FEATURES

- ◇ Low cost
- ◇ Diffused junction
- ◇ Low leakage
- ◇ Low forward voltage drop
- ◇ High current capability
- ◇ Easily cleaned with Freon,Alcohol,Isopropanol and similar solvents
- ◇ The plastic material carries U/L recognition 94V-0

MECHANICAL DATA

- ◇ Case:JEDEC R-6,molded plastic
- ◇ Terminals: Axial lead ,solderable per MIL- STD-202,Method 208
- ◇ Polarity: Color band denotes cathode
- ◇ Weight: 0.072 ounces,2.04 grams
- ◇ Mounting position: Any



MAXIMUM RATINGS AND ELECTRICAL CHARACTERISTICS

Ratings at 25°C ambient temperature unless otherwise specified.

Single phase,half wave,60 Hz,resistive or inductive load. For capacitive load,derate by 20%.

		MR 750	MR 751	MR 752	MR 754	MR 756	MR 758	MR 760	UNITS
Maximum recurrent peak reverse voltage	V_{RRM}	50	100	200	400	600	800	1000	V
Maximum RMS voltage	V_{RMS}	35	70	140	280	420	560	700	V
Maximum DC blocking voltage	V_{DC}	50	100	200	400	600	800	1000	V
Maximum average forward rectified current 9.5mm lead length, @ $T_A=75^\circ C$	$I_{F(AV)}$	6.0							A
Peak forward surge current 8.3ms single half-sine-wave superimposed on rated load @ $T_J=125^\circ C$	I_{FSM}	400.0							A
Maximum instantaneous forward voltage @ 6.0 A	V_F	1.0							V
Maximum reverse current @ $T_A=25^\circ C$ at rated DC blocking voltage @ $T_A=100^\circ C$	I_R	10.0 100.0							μA
Typical junction capacitance (Note1)	C_J	120							pF
Typical thermal resistance (Note2)	$R_{\theta JA}$	10							$^\circ C/W$
Operating junction temperature range	T_J	- 55 ---- + 150							$^\circ C$
Storage temperature range	T_{STG}	- 55 ---- + 150							$^\circ C$

NOTE: 1. Measured at 1.0MHz and applied reverse voltage of 4.0V DC.
2. Thermal resistance from junction to ambient.

www.galaxycn.com

FIG.1 – FORWARD DERATING CURVE

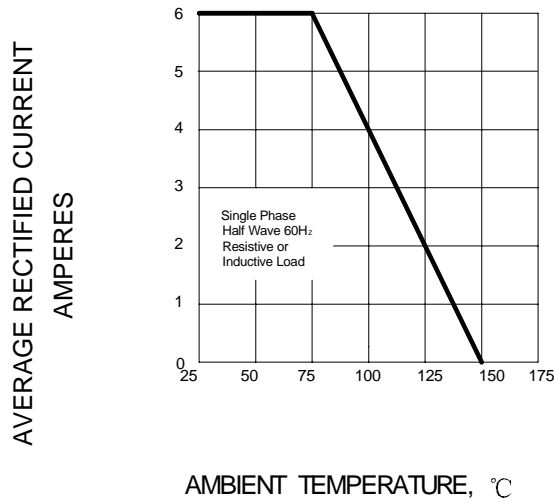


FIG.2 – TYPICAL FORWARD CHARACTERISTIC

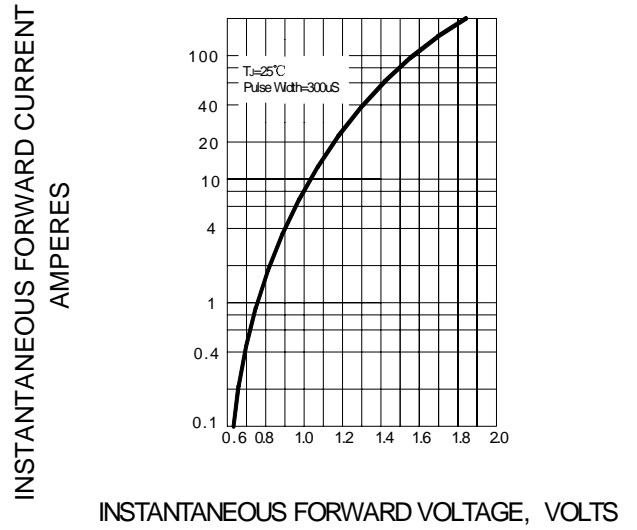


FIG.3 – PEAK FORWARD SURGE CURRENT

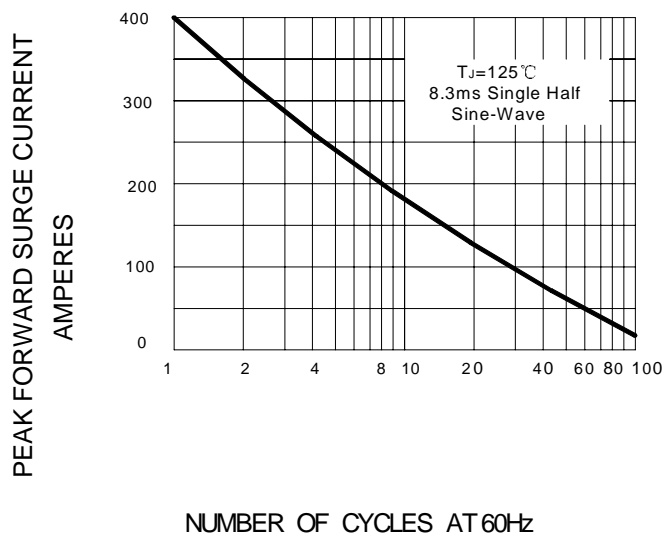


FIG.4 – TYPICAL JUNCTION CAPACITANCE

