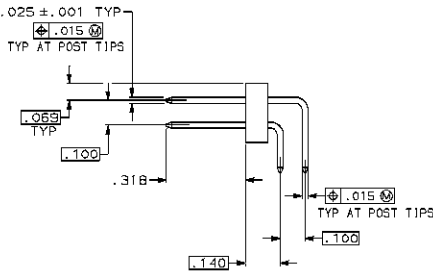
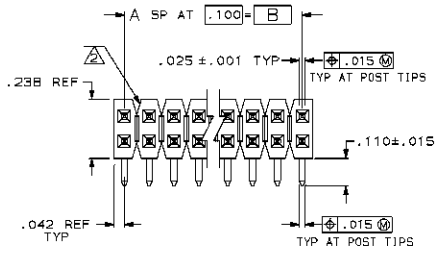
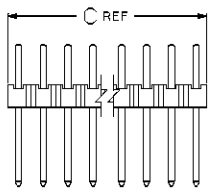
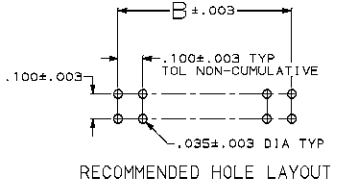


LOG		DATE		REVISIONS		
AD	39	FORM	LTR	DESCRIPTION	DATE	APPD
C		REV PER	ECN	0010-0187-92	11/28/92	JK
D		REV PER	0010-1752-93	TT	12-08-93	GD
E		EC	0010-1601-95		2/25/97	GD



1. ASSEMBLIES MAY BE BROKEN TO DESIRED NO OF POSITIONS.
 BREAKAWAY NOTCH ANGLE CAN BE ORIENTED TO THE RIGHT (AS SHOWN) OR TO THE LEFT



3.984	3.900	39	80	4-103324-0
3.884	3.800	38	78	3-103324-9
3.784	3.700	37	76	3-103324-8
3.684	3.600	36	74	3-103324-7
3.584	3.500	35	72	3-103324-6
3.484	3.400	34	70	3-103324-5
3.384	3.300	33	68	3-103324-4
3.284	3.200	32	66	3-103324-3
3.184	3.100	31	64	3-103324-2
3.084	3.000	30	62	3-103324-1
2.984	2.900	29	60	3-103324-0
2.884	2.800	28	58	2-103324-9
2.784	2.700	27	56	2-103324-8
2.684	2.600	26	54	2-103324-7
2.584	2.500	25	52	2-103324-6
2.484	2.400	24	50	2-103324-5
2.384	2.300	23	48	2-103324-4
2.284	2.200	22	46	2-103324-3
2.184	2.100	21	44	2-103324-2
2.084	2.000	20	42	2-103324-1
1.984	1.900	19	40	2-103324-0
1.884	1.800	18	38	1-103324-9
1.784	1.700	17	36	1-103324-8
1.684	1.600	16	34	1-103324-7
1.584	1.500	15	32	1-103324-6
1.484	1.400	14	30	1-103324-5
1.384	1.300	13	28	1-103324-4
1.284	1.200	12	26	1-103324-3
1.184	1.100	11	24	1-103324-2
1.084	1.000	10	22	1-103324-1
.984	.900	9	20	1-103324-0
.884	.800	8	18	103324-9
.784	.700	7	16	103324-8
.684	.600	6	14	103324-7
.584	.500	5	12	103324-6
.484	.400	4	10	103324-5
.384	.300	3	8	103324-4
.284	.200	2	6	103324-3
.184	.100	1	4	103324-2
.084	—	—	2	103324-1

C	B	A	NO OF POSN	PART NUMBER

PART NO		PART NO	
7	UNLESS SPECIFIED DIMENSIONS IN mm (INCHES)	DR 10/18/92	J. MARTINELLI
2	TOLERANCES ON:	CHK 11/28/92	JOHN KNITTLE
3	PLC DEC ± .005	APPD 11/23/92	JOHN KNITTLE
4	ANGLES ±	APPO 11/23/92	B. FLINCHBAUGH
MATERIAL	ROBRESINO FLAME RETARDANT THERMOPLASTIC COLOR-BLACK	PRODUCT SPEC	—
POSTS	9995 BRONZE	APPLICATION SPEC	—
FINISH	POSTS: .00100-.000200 BRIGHT TIN-LEAD OVER .00050 NICKEL	WEIGHT	—
AMP INCORPORATED		HARRISBURG, PA 17105-3600	
NAME: ASSEMBLY, HEADER, BREAKAWAY, MOD II, DOUBLE ROW, .100 X .100, RIGHT ANGLE, WITH .025 SQUARE POSTS			
SIZE	CAGE CODE	DRAWING NO	
D	00779	103324	
SCALE	4:1	SHEET	1 OF 1

THIS DRAWING IS A CONTROLLED DOCUMENT FOR AMP INCORPORATED. IT IS SUBJECT TO CHANGE AND THE CONTROLLING NUMBERING ORGANIZATION SHOULD BE CONTACTED FOR THE LATEST REVISION.

CUSTOMER DRAWING