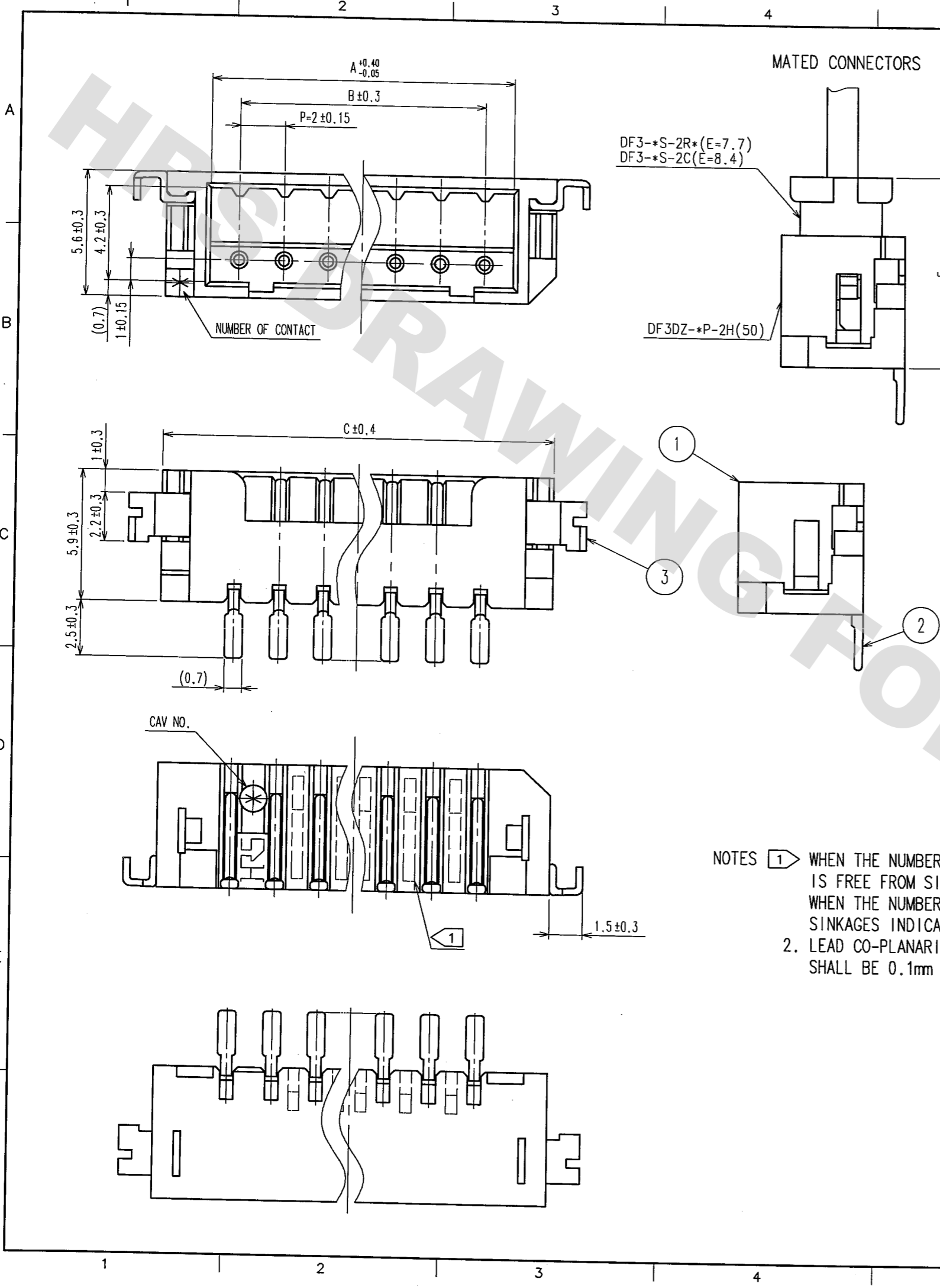
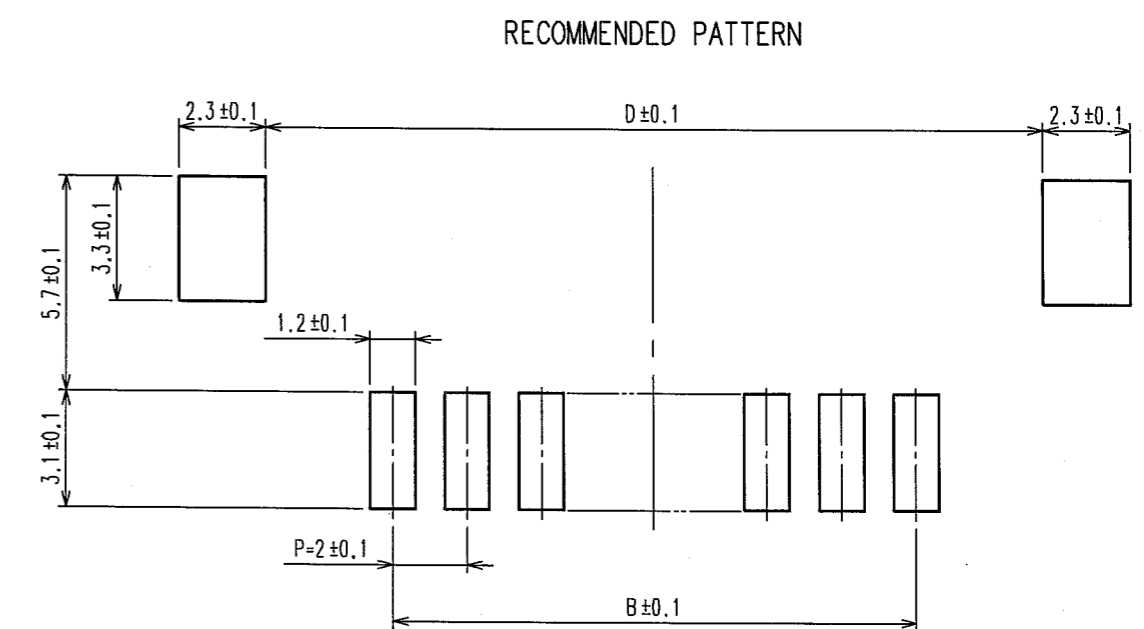


DRAWING FOR REFERENCE: This is subject to change without notice
08/11/2012



COUNT	DESCRIPTION OF REVISIONS	BY	CHKD	DATE	COUNT	DESCRIPTION OF REVISIONS	BY	CHKD	DATE
2	RE-H-06617	I.D		7.M 04.11.27					



PART NO.	CODE NO.	A	B	C	D
DF3DZ- 2P-2H(50)	CL543-1070-0-50	4.6	2.0	8.5	8.74
DF3DZ- 3P-2H(50)	CL543-1071-3-50	6.6	4.0	10.5	10.74
DF3DZ- 4P-2H(50)	CL543-1072-6-50	8.6	6.0	12.5	12.74
DF3DZ- 5P-2H(50)	CL543-1073-9-50	10.6	8.0	14.5	14.74
DF3DZ- 6P-2H(50)	CL543-1074-1-50	12.6	10.0	16.5	16.74
DF3DZ- 7P-2H(50)	CL543-1075-4-50	14.6	12.0	18.5	18.74
DF3DZ- 8P-2H(50)	CL543-1076-7-50	16.6	14.0	20.5	20.74
DF3DZ- 9P-2H(50)	CL543-1077-0-50	18.6	16.0	22.5	22.74
DF3DZ-10P-2H(50)	CL543-1078-2-50	20.6	18.0	24.5	24.74
DF3DZ-11P-2H(50)	CL543-1079-5-50	22.6	20.0	26.5	26.74
DF3DZ-12P-2H(50)	CL543-1080-4-50	24.6	22.0	28.5	28.74
DF3DZ-13P-2H(50)	CL543-1081-7-50	26.6	24.0	30.5	30.74
DF3DZ-14P-2H(50)	CL543-1082-0-50	28.6	26.0	32.5	32.74
DF3DZ-15P-2H(50)	CL543-1083-2-50	30.6	28.0	34.5	34.74


NOTES 1 WHEN THE NUMBER OF CONTACT IS 2 TO 10, THIS PART IS FREE FROM SINKAGE INDICATING DOTTED LINES. WHEN THE NUMBER OF CONTACT IS 11 TO 15, THERE ARE SINKAGES INDICATING DOTTED LINES.

2. LEAD CO-PLANARITY INCLUDE REINFORCED METAL FITTINGS SHALL BE 0.1mm MAX.

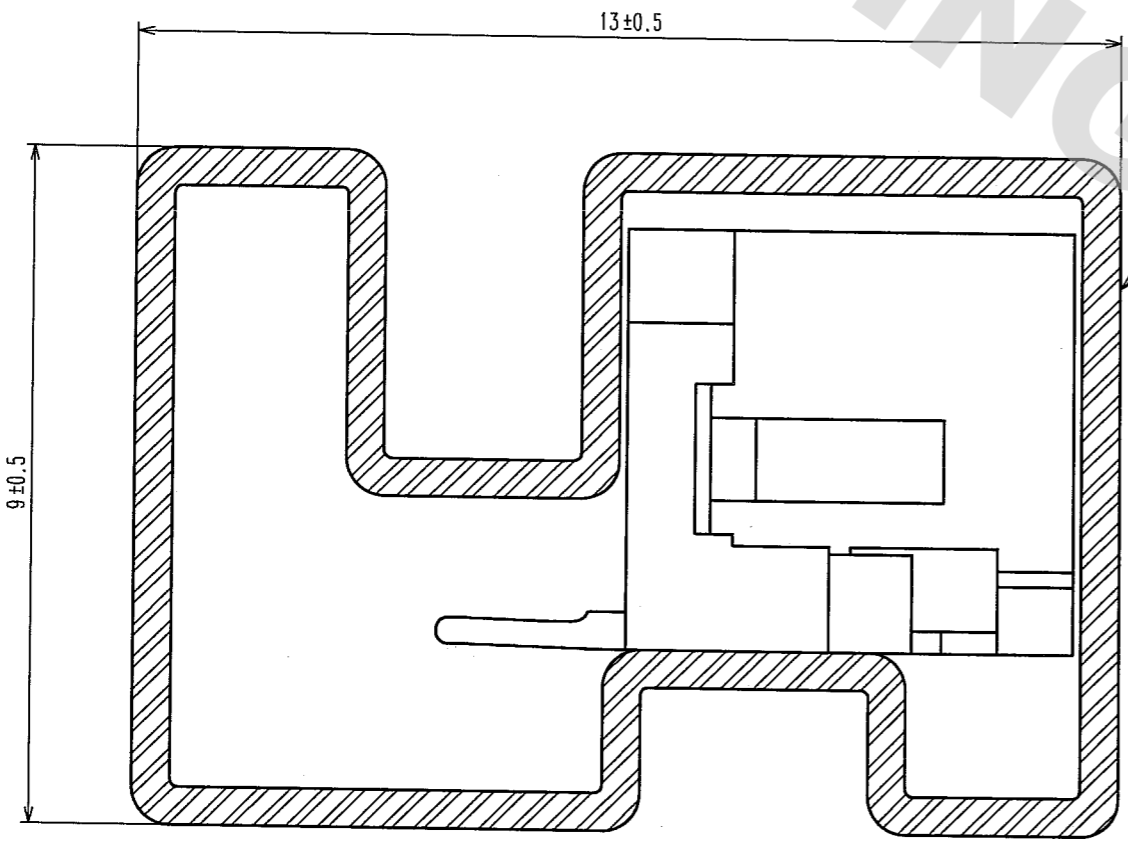
2	BRASS	SURFACE: GOLD PLATED 0.2μm min UNDER PLATING: NICKEL PLATED 1μm min	5	S.PVC	STOPPER, GRAY
1	POLYAMIDE	BEIGE, UL94V-0	4	RIGID POLYVINYLCHLORIDE	ELECTROSTATIC PROTECTION, CLEAR
			3	BRASS	SURFACE: TIN PLATED 1μm min UNDER PLATING: NICKEL PLATED 1μm min
NO.	MATERIAL	FINISH, REMARKS	NO.	MATERIAL	FINISH, REMARKS
CODE NO. (OLD) CL		DRAWN M.Nakamoto '04.03.30	DESIGNED H.Umehara '04.03.30	CHECKED T.Miyazaki '04.03.30	APPROVED T.Oma '04.03.31
DRAWING NO. EDC3-305941-12		PART NO. DF3DZ-*P-2H(50)		CODE NO. CL543-	
SCALE 5 : 1		UNITS mm		HRS HIROSE ELECTRIC CO., LTD	

TO

COUNT	DESCRIPTION OF REVISIONS	BY	CHKD	DATE	COUNT	DESCRIPTION OF REVISIONS	BY	CHKD	DATE
△					△				
△					△				
△					△				



E-E(10:1)



NOTES
 3. NUMBER OF CONNECTORS PER A MAGAZINE CASE SHALL BE IN ACCORDANCE WITH THE LIST.
 4. THESE CONNECTORS SHALL BE ON SALED IN ACCORDANCE WITH THE MULTIPLE QUANTITY ON THE LIST.

CODE NO.	PART NO.	NUMBER OF CONNECTORS
CL543-1070-0-50	DF3DZ- 2P-2H(50)	4 1
CL543-1071-3-50	DF3DZ- 3P-2H(50)	3 4
CL543-1072-6-50	DF3DZ- 4P-2H(50)	3 0
CL543-1073-9-50	DF3DZ- 5P-2H(50)	2 6
CL543-1074-1-50	DF3DZ- 6P-2H(50)	2 3
CL543-1075-4-50	DF3DZ- 7P-2H(50)	2 1
CL543-1076-7-50	DF3DZ- 8P-2H(50)	1 9
CL543-1077-0-50	DF3DZ- 9P-2H(50)	1 8
CL543-1078-2-50	DF3DZ-10P-2H(50)	1 7
CL543-1079-5-50	DF3DZ-11P-2H(50)	1 5
CL543-1080-4-50	DF3DZ-12P-2H(50)	1 4
CL543-1081-7-50	DF3DZ-13P-2H(50)	1 4
CL543-1082-0-50	DF3DZ-14P-2H(50)	1 3
CL543-1083-2-50	DF3DZ-15P-2H(50)	1 2

NO.	MATERIAL	FINISH, REMARKS	NO.	MATERIAL	FINISH, REMARKS		
CODE NO. (OLD)	CL		DRAWN	DESIGNED	CHECKED	APPROVED	RELEASED
			M.Nakamoto	H.Umehara	T.Miyazaki	T.Oma	
			'04.03.30	'04.03.30	'04.03.30	'04.03.31	
DRAWING NO. EDC3-305941-12			PART NO. DF3DZ-*P-2H(50)				
SCALE FR:EE			CODE NO. CL543-				
UNITS mm			HRS HIROSE ELECTRIC CO., LTD				

DRAWING FOR REFERENCE: This is subject to change without notice 08/11/2012

TO

NC