THIS DRAWING IS UNPUBLISHED. RELEASED FOR PUBLICATION -,- .
© COPYRIGHT — BY TYCO ELECTRONICS CORPORATION. ALL RIGHTS RESERVED.

LOC	DIST
CM	00

REVISIONS

P	LTR	DESCRIPTION	DATE	DWN	APVD
	G	REVISED PER 0G3B-0741-04	28-DEC-04	SH	DB

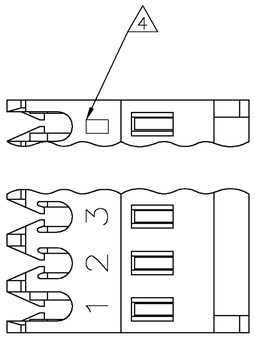

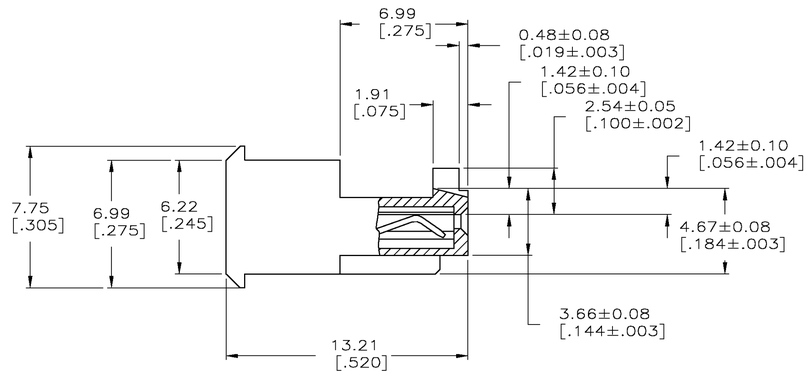

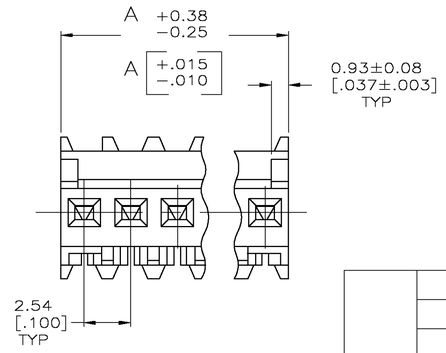

1. MATERIAL: CONNECTOR—NYLON UL94V—0 (RED).
   CONTACTS—0.30 [.012] THICK COPPER ALLOY
   (0.00076 [.000030] GOLD)

2. CONTACTS ACCEPT 22 AWG WIRE WITH 1.52 [.060] MAX INSULATION DIAMETER.

3. CONTACTS MUST ACCEPT 0.64±0.03 [.025±.001] SQUARE POST AND REMAIN LOCKED IN POSITION.

4. IDENTIFICATION NUMBER FOR LAST CIRCUIT MAY NOT APPEAR ON ALL ASSEMBLIES.

5. DIMENSIONS IN BRACKETS ARE IN INCHES.

6. HOUSING FEATURES ARE: FEED THRU WITH LOCKING RAMP AND POLARIZING TAB.

LEAD FREE

DIM A	NO.OF POSN	ASSEMBLY
38.10 [1.500]	15	4-644702-5
35.56 [1.400]	14	4-644702-4
33.02 [1.300]	13	4-644702-3
30.48 [1.200]	12	4-644702-2
27.94 [1.100]	11	4-644702-1
25.40 [1.000]	10	4-644702-0
22.86 [.900]	9	3-644702-9
20.32 [.800]	8	3-644702-8
17.78 [.700]	7	3-644702-7
15.24 [.600]	6	3-644702-6
12.70 [.500]	5	3-644702-5
10.16 [.400]	4	3-644702-4
7.62 [.300]	3	3-644702-3
5.08 [.200]	2	3-644702-2

CONTAINS LEAD

DIM A	NO.OF POSN	ASSEMBLY
40.64 [1.600]	16	1-644702-6
38.10 [1.500]	15	1-644702-5
35.56 [1.400]	14	1-644702-4
33.02 [1.300]	13	1-644702-3
30.48 [1.200]	12	1-644702-2
27.94 [1.100]	11	1-644702-1
25.40 [1.000]	10	1-644702-0
22.86 [.900]	9	644702-9
20.32 [.800]	8	644702-8
17.78 [.700]	7	644702-7
15.24 [.600]	6	644702-6
12.70 [.500]	5	644702-5
10.16 [.400]	4	644702-4
7.62 [.300]	3	644702-3
5.08 [.200]	2	644702-2

METRIC

THIS DRAWING IS A CONTROLLED DOCUMENT.

DIMENSIONS: mm [INCHES]

TOLERANCES UNLESS OTHERWISE SPECIFIED:
0 PLC ±
1 PLC ±
2 PLC ± 0.13 [.005]
3 PLC ±
4 PLC ±
ANGLES ±

MATERIAL 1
FINISH 1

DWN S. HOOVER 28-DEC-2004
CHK D. BOSSI 28-DEC-2004
APVD D. BOSSI 28-DEC-2004
PRODUCT SPEC 108-1050
APPLICATION SPEC 114-1019
WEIGHT

tyco Electronics
Tyco Electronics Corporation
Harrisburg, Pa 17105-3608

NAME MTA .100 CONNECTOR ASSEMBLY, 22 AWG, STANDARD

SIZE	CAGE CODE	DRAWING NO	RESTRICTED TO
A1	00779	C-644702	

CUSTOMER DRAWING SCALE 6:1 SHEET 1 OF 1 REV G

AMP 4805 REV 31MAR2000