

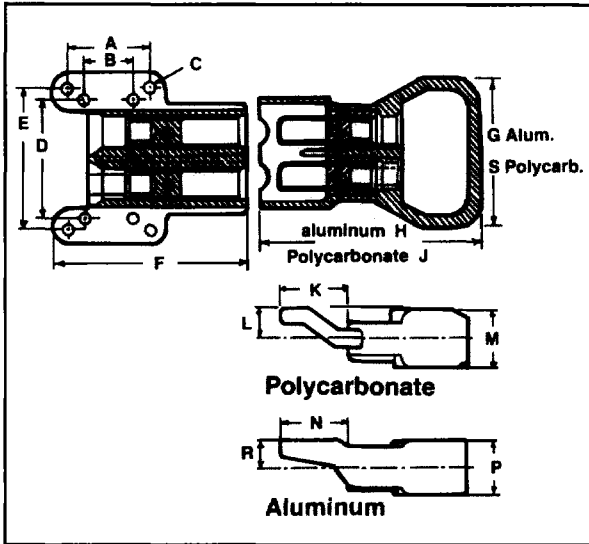
The Anderson Power YC® Connector Concept

Anderson Power Products® YC connector is a non-hermaphroditic vehicle and charger connector which is used on battery operated equipment.

Data Table

Number of Poles	Two
Nominal Amperage	175
Voltage Rating	125
Current Rating	175 amp on 2/0 AWG 12.90 mm cable does not exceed 30°C temperature rise
Operating Temperature Range	-20°C to +105°C
Contact Type	cylindrical
Contact Material	silver plated, copper alloy
Connect-Disconnect	
No load	5000 times
Under load	for disconnect use only (not for current rupturing)
Cable Size Accommodation	2-2/0 AWG 8.56 in 12.90 mm
Max. Cable Insulation Diameter	.750 in 19.05 mm
Cable Connection	solder
Housing Material	
Plug	aluminum or polycarbonate
Receptacle	phenolic
Housing Color	
Plug	safety orange
Receptacle	black
Vibration Resistance	excellent
Environmental Restrictions	
Aluminum Plug	none
Polycarbonate Plug	no hydrocarbon fluids
Receptacle	none
Auxiliary Contacts	
Number	one
Max. wire size	14 AWG 1.98 mm
Standards	Underwriter's Laboratories, Inc. Recognized Component File #E3104 Mounting dimensions conform with standards of the Industrial Truck Association.

C



Mounting dimensions conform with ITA standards. All dimensions are in inches and for reference only; they should not be used for layout work. Specific details will be furnished on request.

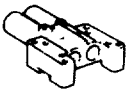
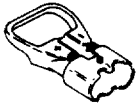
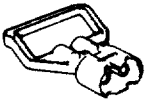
Dimensions

A		B		C		D	
in.	mm	in.	mm	in.	mm	in.	mm
1.88	47.8	1.13	28.7	.27	6.9	2.75	69.9
E		F		G		H	
in.	mm	in.	mm	in.	mm	in.	mm
3.25	82.6	4.44	112.8	3.88	98.4	5.7	146.1
J		K		L		M	
in.	mm	in.	mm	in.	mm	in.	mm
5.88	149.4	2.19	55.6	.97	24.6	1.75	44.5
N		P		R		S	
in.	mm	in.	mm	in.	mm	in.	mm
2.0	50.80	1.75	44.5	.88	22.2	4.50	114.3


 UL Recognized

YC® Connectors

YC® Connectors - Complete Unit

Code Letter	Catalog Number	Description	Wire AWG	Cable Well Diameter	
				in.	mm
	7205G3 7207G3*	Receptacle	# 2	.41	10.4
	7205G1 7207G1*		1/0	.50	12.7
	7205 7207*	On Truck	2/0	.56	14.2
	7204G3 7206G3*	Plug (Aluminum)	# 2	.41	10.4
	7204G1 7206G1*		1/0	.50	12.7
	7204 7206*	On Battery	2/0	.56	14.2
	L7204G3 L7206G3*	Plug (Polycarbonate)	# 2	.41	10.4
	L7204G1 L7206G1*		1/0	.50	12.7
	L7204 L7206*	On Battery	2/0	.56	14.2

*indicates connectors with auxiliary contact



YC® Connectors - Components

Code Letter	Catalog Number	Description	Wire AWG	Cable Well Diameter	
				in.	mm
956		Receptacle Housing (Phenolic)	Standard		
957			For Auxiliary Contact		
962		Receptacle Housing (Aluminum)	Standard		
963			For Auxiliary Contact		
L962		Plug Housing (Polycarbonate)	Standard		
L963			For Auxiliary Contact		
960		Receptacle Power Contact Assembly for:	#2	.41	10.4
959			1/0	.50	12.7
958			2/0	.56	14.2
966		Plug Power Contact Assembly for: (Aluminum)	#2	.41	10.4
965			1/0	.50	12.7
964			2/0	.56	14.2
966G1			#2	.41	10.4
965G1		Plug Power Contact Assembly for: (Polycarbonate)	1/0	.50	12.7
961G1			2/0	.56	14.2
961		Receptacle Auxiliary Contact Assembly			
967		Plug Auxiliary Contact Assembly for: (Aluminum)			
967G1		Plug Auxiliary Contact Assembly for: (Polycarbonate)			

