




(2,00mm) .0787"

MTMM SERIES



# MODIFIED THROUGH-HOLE HEADER

## SPECIFICATIONS

For complete specifications see [www.samtec.com](http://www.samtec.com)?MTMM

**Insulator Material:**

Black Liquid Crystal Polymer



**Terminal Material:**

Phosphor Bronze

**Plating:**

Sn or Au over 50µ" (1,27µm) Ni

**Current Rating:**

3A @ 80°C ambient

**Operating Temp Range:**

-55°C to +105°C with Tin; -55°C to +125°C with Gold

**RoHS Compliant:**

Yes

**Lead-Free Solderable:**

Yes

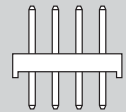
Mates with:  
CLT, SQT, SQW, ESQT,  
TLE, SMM, MMS, TCSD



Choice of single, double or quad row

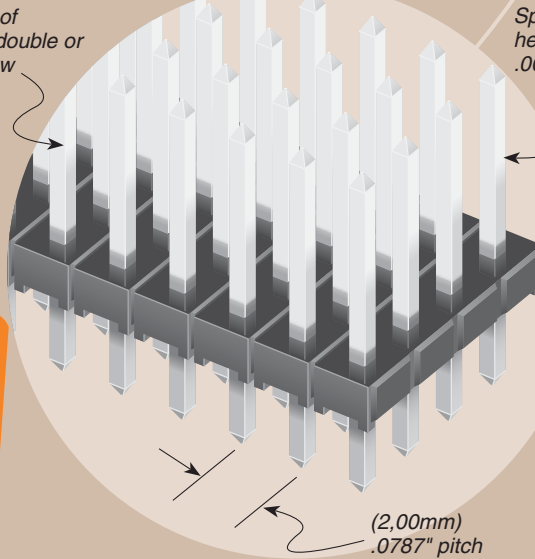
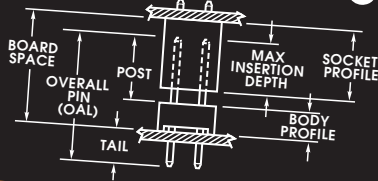
Specify post height in (0,13mm) .005" increments

ALSO AVAILABLE



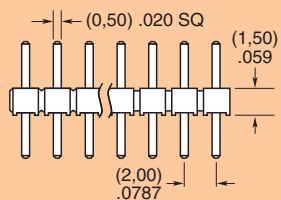
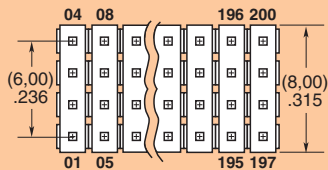
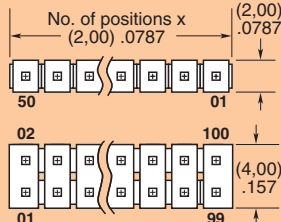
Paste In Hole (PIH) processing. Contact Samtec ASP Group.

## Board Stacking



MTMM - 1 NO. PINS PER ROW - LEAD STYLE - PLATING OPTION - ROW OPTION - POST HEIGHT - OPTION

01 thru 50



Specify LEAD STYLE from chart.

- F = Gold flash on post, Matte Tin on tail
- L = 10µ" (0,25µm) Gold post, Matte Tin on tail
- T = Matte Tin

- S = Single Row
- D = Double Row
- Q = Quad Row

- "XXX" = Post Height in inches (0,13mm) .005" increments  
Example: -070 = (1,78mm) .070"

- "XXX" = Polarized Position Specify position of omitted pin

Note: Other Gold plating options available. Contact Samtec.

LEAD STYLE	OAL
-02	(6,48) .255
-03	(7,67) .302
-04	(8,20) .323
-05	(9,58) .377
-06	(10,08) .397
-07	(11,58) .456
-08	(12,09) .476
-09	(13,59) .535
-10	(14,10) .555
-11	(15,09) .594
-12	(15,60) .614
-13	(17,09) .673
-14	(19,08) .751
-15	(21,08) .830

Note: This Series is non-standard, non-returnable.

Due to technical progress, all designs, specifications and components are subject to change without notice.

WWW.SAMTEC.COM