

SPECIFICATIONS

BreakaWay Header

Mechanical

Contact Retention Force: 0.91Kg min.

HC12 Series

T/H Type

2.54mm [.100"] Pitch

Electrical

Current Rating: 3.0A per pin min.

Dielectric Withstanding Voltage: 500V AC

Insulation Resistance: 1000MW min

Physical


Housing: Nylon 6.6, Glass Filled, UL94V-0, Color Black

Contact: Copper Alloy

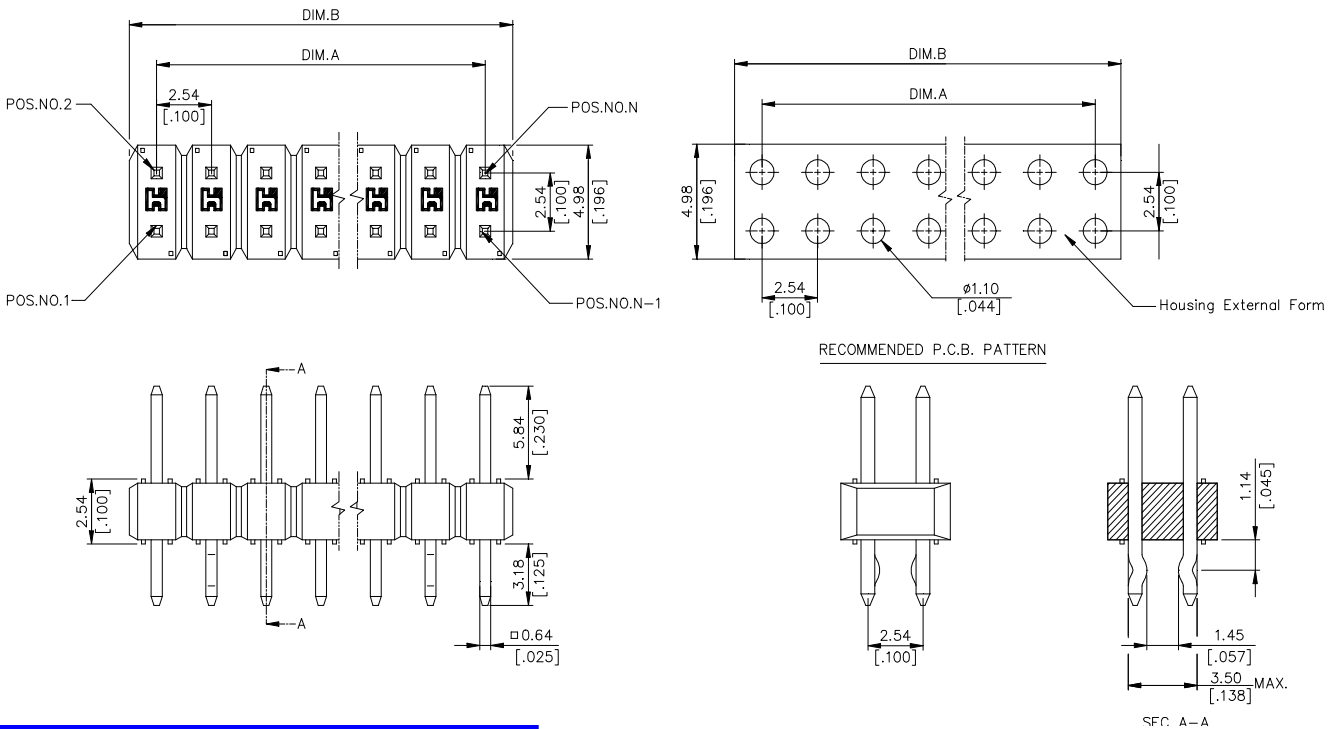
Plating: See "ORDERING INFORMATION"

Solder Pad: Copper Alloy

Operating Temperature: -40 to +105



DRAWING



ORDERING INFORMATION

PRODUCT NO.: HC 1 2 * * * - * * * *

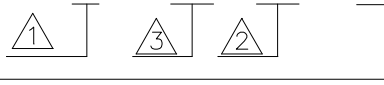
- Breakaway Header Series
- Termination & Contact Type
- No. Of Pos
 - 1=2 Pos
 - ⋮
 - 40=80 Pos
- Optional For Housing Color
See DWG. 307-0000-209
- Position Omitted
See DWG. 307-0000-209
- Optional For Kinks
See DWG. 307-0000-209
- Optional For Plating
 - 0=100u" Tin/Lead over All
 - 1=Gold Flash over All
 - 7=15u" Gold on Contact Area
 - G=Gold Flash on Contact Area
 - C=3u" Gold on Contact Area
 - U=Gold Flash on Contact Area with Lead Free "RoHS COMPLAINT"
 - E=100u" min. Tin with Lead Free "RoHS COMPLAINT"
 - V=15u" Gold on Contact Area with Lead Free "RoHS COMPLAINT"

ORDERING INFORMATION

HC1220*—****	40	45.72 [1.900]	50.55 [1.990]
HC1219*—****	38	45.72 [1.800]	48.01 [1.890]
HC1218*—****	36	43.18 [1.700]	45.47 [1.790]
HC1217*—****	34	40.64 [1.600]	42.93 [1.690]
HC1216*—****	32	38.10 [1.500]	40.39 [1.590]
HC1215*—****	30	35.46 [1.400]	37.85 [1.490]
HC1214*—****	28	33.02 [1.300]	35.31 [1.390]
HC1213*—****	26	30.48 [1.200]	32.77 [1.290]
HC1212*—****	24	27.94 [1.100]	30.23 [1.190]
HC1211*—****	22	25.40 [1.000]	27.69 [1.090]
HC1210*—****	20	22.86 [.900]	25.15 [.990]
HC1209*—****	18	20.32 [.800]	22.61 [.890]
HC1208*—****	16	17.78 [.700]	20.07 [.790]
HC1207*—****	14	15.24 [.600]	17.53 [.690]
HC1206*—****	12	12.70 [.500]	14.99 [.590]
HC1205*—****	10	10.16 [.400]	12.45 [.490]
HC1204*—****	8	7.62 [.300]	9.91 [.390]
HC1203*—****	6	5.08 [.200]	7.37 [.290]
HC1202*—****	4	2.54 [.100]	4.83 [.190]
HC1201*—****	2	0.00 [0.00]	2.29 [.090]
P/N	POS.	DIM. A	DIM. B

HC1240*—****	80	99.06 [3.900]	101.35 [3.990]
HC1239*—****	78	96.52 [3.800]	98.81 [3.890]
HC1238*—****	76	93.98 [3.700]	96.27 [3.790]
HC1237*—****	74	91.44 [3.600]	93.73 [3.690]
HC1236*—****	72	88.90 [3.500]	91.19 [3.590]
HC1235*—****	70	86.36 [3.400]	88.65 [3.490]
HC1234*—****	68	83.82 [3.300]	86.11 [3.390]
HC1233*—****	66	81.28 [3.200]	83.57 [3.290]
HC1232*—****	64	78.74 [3.100]	81.03 [3.190]
HC1231*—****	62	76.20 [3.000]	25.15 [3.090]
HC1230*—****	60	73.66 [2.900]	37.85 [2.990]
HC1229*—****	58	71.12 [2.800]	35.31 [2.890]
HC1228*—****	56	68.58 [2.700]	32.77 [2.790]
HC1227*—****	54	66.04 [2.600]	30.23 [2.690]
HC1226*—****	52	63.50 [2.500]	27.69 [2.590]
HC1225*—****	50	58.42 [2.400]	63.25 [2.490]
HC1224*—****	48	55.88 [2.300]	60.71 [2.390]
HC1223*—****	46	53.34 [2.200]	58.17 [2.290]
HC1222*—****	44	50.80 [2.100]	55.63 [2.190]
HC1221*—****	42	48.26 [2.000]	53.09 [2.090]
P/N	POS.	DIM. A	DIM. B

HCNN NN N – (K) (L) N (NN) NN



CODE	DESCRIPTION
K0	SAME AS REMARK Δ
K1	PER EDGE WITH KINK.
K3	SAME AS REMARK Δ
K7	PER 7th PIN WITH KINK.
D0	1st PIN OMITTED.
D1	2nd & FINAL 2nd PINS OMITTED.
D2	20th POSITION OMITTED.
D3	21st POSITION OMITTED.
D4	8th POSITION OMITTED.
D5	3rd POSITION OMITTED.
D6	25th POSITION OMITTED.
D7	5th, 6th & 16th POSITION OMITTED.
D8	3rd & 8th POSITION OMITTED.
D9	3rd, 4th & 14th POSITION OMITTED.
P0	4th POSITION OMITTED.
P1	6th POSITION OMITTED.
P2	9th & 10th POSITION OMITTED.
P3	2nd POSITION OMITTED.
P4	5th POSITION OMITTED.
P5	10th POSITION OMITTED.
P6	11th POSITION OMITTED.
P7	29th POSITION OMITTED.
P8	7th POSITION OMITTED.
P9	9th POSITION OMITTED.
T1	1st & END PINS WITH KINK, 2nd POSITION OMITTED.
T2	ALL PINS WITH KINK, 3rd & 4th POSITION OMITTED.
T3	ALL PINS WITH KINK, 5th & 6th POSITION OMITTED.
T4	5th, 18th POSITION OMITTED.
T5	30th POSITION OMITTED.
T6	2nd, 11th, 12th & 28th POSITION OMITTED.
T7	8th & 16th POSITION OMITTED.
T8	2nd & 3rd POSITION OMITTED.
T9	9th POSITION OMITTED.
L0	2nd, 7th & 17th POSITION OMITTED.
L1	12th POSITION OMITTED.
L2	4th, 14th & 19th POSITION OMITTED.
L3	4th & 7th POSITION OMITTED.
L4	7th, 8th & 18th POSITION OMITTED.
L5	18th POSITION OMITTED.
L6	14th POSITION OMITTED.
L7	5th & 6th POSITION OMITTED.
L8	2nd & 4th POSITION OMITTED.
L9	11th, 17th, 18th & 19th POSITION OMITTED.
U0	13th & 14th POSITION OMITTED.
U1	3rd & 5th POSITION OMITTED.
U2	17th POSITION OMITTED.
U3	10th POSITION AND 14th POSITION OMITTED.
U4	13th POSITION OMITTED.
U5	6th, 7th & 10th POSITION OMITTED.
U6	1st & 24th POSITION OMITTED.
U7	16th, 17th, 18th & 24th POSITION OMITTED.
U8	3rd, 4th, 29th & 32nd POSITION OMITTED.
U9	11th & 18th POSITION OMITTED.
E0	3rd, 25th & 26th POSITION OMITTED.
E1	7th, 8th & 10th POSITION OMITTED.
E2	7th & 8th POSITION OMITTED.
E3	7th, 8th, 15th, 16th, 23rd & 24th POS. OMITTED.
E4	13th, 14th & 15th POSITION OMITTED.
E5	27th POSITION OMITTED.
E6	1st, 11th, 12th & 15th POS. OMITTED.
E7	7th, 8th, 15th & 16th POS. OMITTED.
E8	1st & 5th POSITION OMITTED.
E9	13th, 14th & 16th POS. OMITTED.
TR	TRIPLE ROW
B0	3rd, 4th, 17th, 19th & 20th POSITION OMITTED.
B8	3rd, 14th, 16th, & 23th POSITION OMITTED.
F1	22th POSITION OMITTED
F2	13th, 15th & 16th POSITION OMITTED
F3	3rd & 9th POSITION OMITTED
F4	3rd, 4th & 13th POSITION OMITTED
F5	10th & 15th POSITION OMITTED
F7	3rd, 4th & 13th POSITION OMITTED
F8	3rd & 6th POSITION OMITTED
F9	3rd & 4th POSITION OMITTED

Remark:

- Δ 1 Optional for Kinks.
 - a) Pos. 1/2, 3/6, 5/10
K = The Mid. Pair of terminals is Kinked.
 - b) Pos. 2/4, 4/8, 6/12
K = The Preceding Pair of terminals in mid. is Kinked.
 - c) Pos. 7/14 ~ 40/80
K = The 2nd Pair from the top and the 2nd pair from the End Two Pairs of Terminals are kinked.
 - d) For removed Pin(s), Kink position(s) should be changed to the next pair.
- Δ 2 Optional for housing color.
 - None: Standard product, color black.
 - U: Blue color (pantone 661C)
 - W: White color
 - Y: Yellow color (pantone 123C)
 - R: Red color (pantone 032C)
 - J: Warm Red color (pantone 1665C)
 - G: Green color (pantone 347C)
- Δ 3 Optional for tails.
 - None: Standard product, Tail length is 2.15mm
 - L: tail length is 3.10mm.