



UB2K

DUAL TRANSISTOR

GENERAL PURPOSE (DUAL DIGITAL TRANSISTORS)

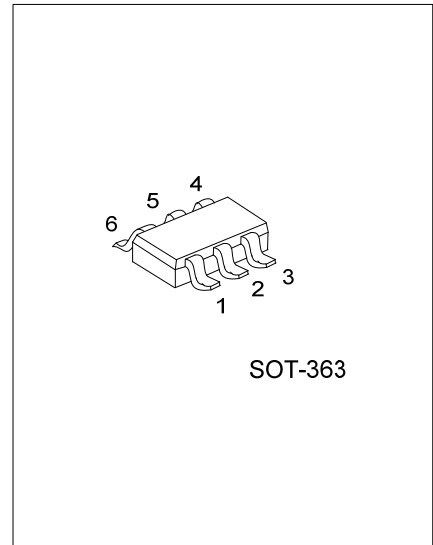
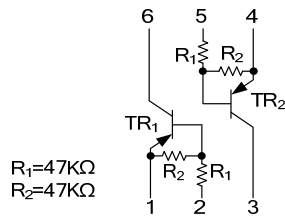
DESCRIPTION

As a dual digital transistor the UTC **UB2K** is epitaxial planar type PNP silicon transistor (built in resistor type).

FEATURES

- * Two DTA144E chips in a SOT-363 package.
- * Transistor elements are independent, eliminating interference.

SYMBOL



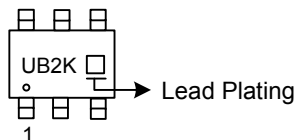
*Pb-free plating product number: UB2KL

ORDERING INFORMATION

Ordering Number		Package	Pin Assignment						Packing
Normal	Lead Free Plating		1	2	3	4	5	6	
UB2K-AL6-R	UB2KL-AL6-R	SOT-363	E1	B1	C2	E2	B2	C1	Tape Reel

<p>UB2KL-AL6-R</p> <ul style="list-style-type: none"> (1) Packing Type (2) Package Type (3) Lead Plating 	<ul style="list-style-type: none"> (1) R: Tape Reel (2) AL6: SOT-363 (3) L: Lead Free Plating, Blank: Pb/Sn
---	--

MARKING



■ ABSOLUTE MAXIMUM RATING (Ta=25°C)

PARAMETER	SYMBOL	RATINGS	UNIT
Supply Voltage	V _{CC}	-50	V
Input Voltage	V _{IN}	-40	V
		+10	
Output Current	I _{OUT}	-30	mA
	I _C	-100	
Power Dissipation	P _D	+150	mW
Junction Temperature	T _J	+150	°C
Storage Temperature	T _{STG}	-55 ~ +150	°C

Note: Absolute maximum ratings are the values beyond which the device will be damaged permanently.

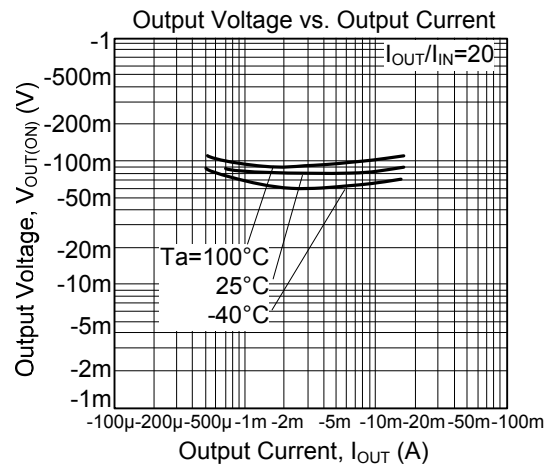
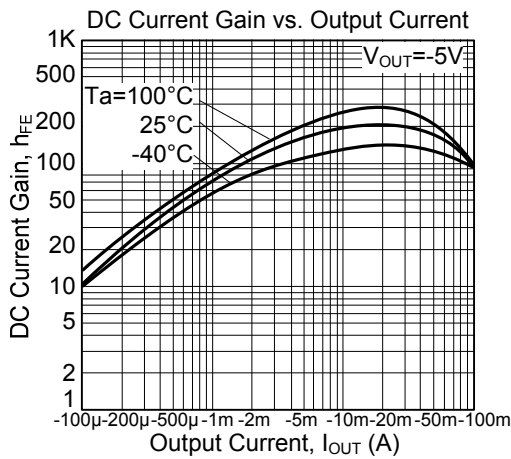
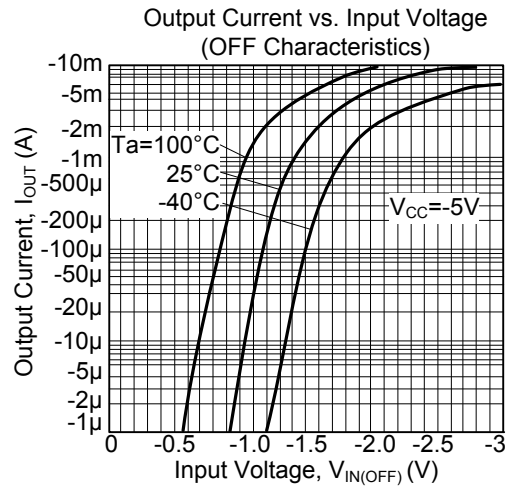
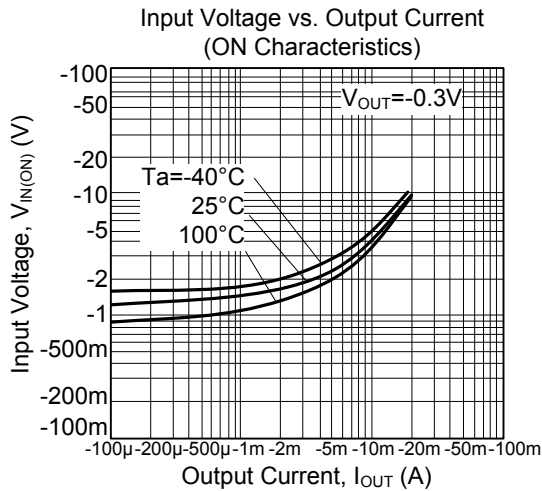
Absolute maximum ratings are only stress ratings and it is not implied for functional device operation.

■ ELECTRICAL CHARACTERISTICS (Ta=25°C)

PARAMETER	SYMBOL	TEST CONDITIONS	MIN	TYP	MAX	UNIT
Input Voltage	V _{I(OFF)}	V _{CC} =-5V, I _{OUT} =-100μA			-0.5	V
	V _{I(ON)}	V _{OUT} =-0.3V, I _{OUT} =-2mA	-3			
Output Voltage	V _{O(ON)}	I _O /I _I =-10mA/-0.5mA		-0.1	-0.3	V
Input Current	I _{IN}	V _{IN} =-5V			-0.18	mA
Output Current	I _{O(OFF)}	V _{CC} =-50V, V _{IN} =0V			-0.5	μA
DC Current Gain	h _{FE}	V _{OUT} =-5V, I _{OUT} =-5mA	68			
Transition Frequency	f _T	V _{CE} =-10V, I _E =5mA, f=100MHZ (Note)		250		MHz
Input Resistance	R ₁		32.9	47	61.1	kΩ
Resistance Ratio	R ₂ /R ₁		0.8	1	1.2	

Note: Transition frequency of the device

TYPICAL CHARACTERISTICS



UTC assumes no responsibility for equipment failures that result from using products at values that exceed, even momentarily, rated values (such as maximum ratings, operating condition ranges, or other parameters) listed in products specifications of any and all UTC products described or contained herein. UTC products are not designed for use in life support appliances, devices or systems where malfunction of these products can be reasonably expected to result in personal injury. Reproduction in whole or in part is prohibited without the prior written consent of the copyright owner. The information presented in this document does not form part of any quotation or contract, is believed to be accurate and reliable and may be changed without notice.