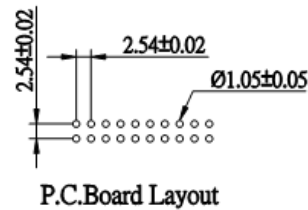
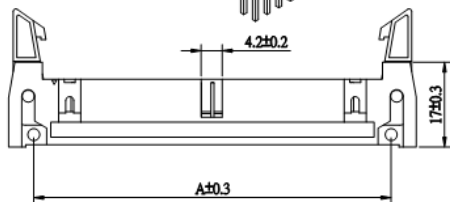
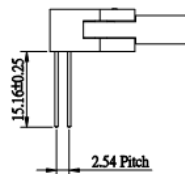
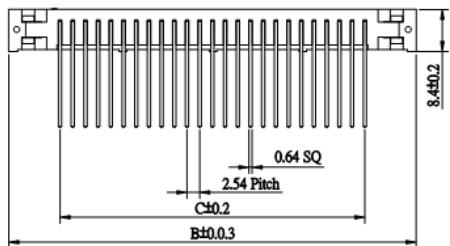


**SPECIFICATIONS**

Contact Material: Brass  
 Insulator Material: PBT, Black  
 Contact Plating: Gold over Nickel  
 Solder Plating: Tin over Nickel



Dimensions			
Circuits	A	B	C
10	21.66	31.88	10.16
14	26.67	36.96	15.24
16	29.30	39.50	17.78
20	34.38	44.58	22.86
24	39.46	49.66	27.94
26	42.00	52.20	30.48
30	47.08	57.28	35.56
34	52.16	62.36	40.64
40	59.78	69.98	48.26
50	72.48	82.68	60.96
60	85.18	95.38	73.66
64	90.26	100.46	78.74



Series	Positions	Mounting	Latch	Plating	Options	
LHD	XX	XX	XX	XX	XX	
Latch header	10, 12, 14, 16, 20, 24, 30, 34, 40, 44, 50, 56, 60, 64	ST=Straight RA=Right angle	LL=Long latch SL=Short latch NL=No latches	GDXX=Gold SGXX=Selective gold TN=Tin	XX=Blank if flash; 15, 30, 50µ" gold	[blank]=None SPL=Custom pin length PF=Press fit (ST only)

**RoHS compliant**

Rev.	Description	Date	Approved	Drawing	Name	Date
				Approved	Howard	02/11/10
				Checked	Lizzy	02/11/10
				Drawn	Tina	02/11/10
				0.0 ± 0.35	0.00 ± 0.20	Angles ± 3'
				UNIT: mm		

**Central Components Manufacturing**  
 440 Lincoln Blvd., Middlesex, New Jersey 08846  
 Phone 732 469-5720 888 288-5152 Fax 732 469-1919

Part No.: **LHD-XX-RA-SL-XX-.597**

Description: Shrouded Header 2.54 Pitch

