

PRODUCT NUMBER

98418-XXX-XXXLF

PLATING

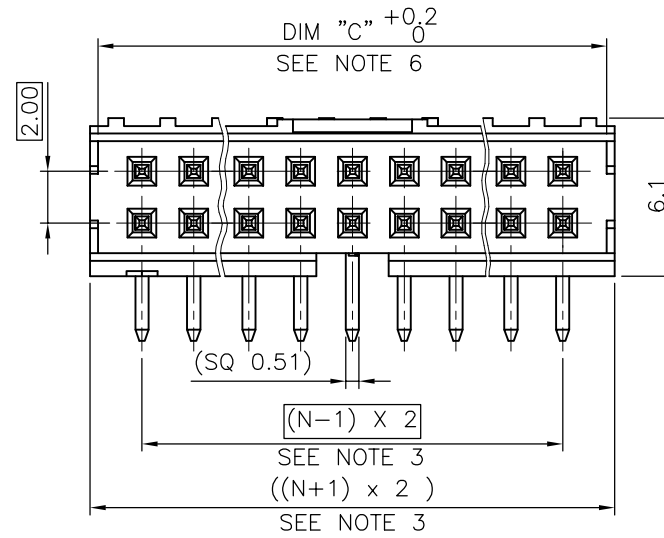
G = 0.76µm GOLD/GXT ON CONTACT AREA  
2.0µm MATTE TIN ON TAILS.

S = 0.38µm GOLD/GXT ON CONTACT AREA  
2.0µm MATTE TIN ON TAILS.

UNDERPLATING:  
1.27µm MIN ALL OVER.

PIN STYLE	TAIL LENGTH
51	2.00
61	2.50

LEAD FREE  
RoHS COMPATIBLE, NOTE 8.  
PACKAGING OPTION, NOTE 5.  
TOTAL NB OF POSITIONS:  
06 TO 50.



NOTES:

- MATERIAL HOUSING: HIGH TEMP. THERMOPLASTIC LCP UL 94V-0, COLOR CREAM
- MATERIAL TERMINAL: COPPER ALLOY

3. TO DETERMINE DIMENSIONS:  
N = NUMBER OF POSITIONS PER ROW

4. 7N MIN. PIN RETENTION IN EITHER DIRECTION.

5. PACKAGING:  
= PLASTIC BOX  
U = TUBE PACKAGING

6. DIM "C" = (N x 2) + 1.4  
EXAMPLE: N = 7  
DIM "C" = (7 x 2) + 1.4 = 15.4 mm

8. RoHS COMPATIBLE PRODUCT SPECIFICATIONS

a - PLATING:

- "LF" MEANS THE PRODUCT IS LEAD-FREE,  
2µm MINIMUM MATTE TIN OVER 1.27µm  
MINIMUM NICKEL UNDERPLATE.

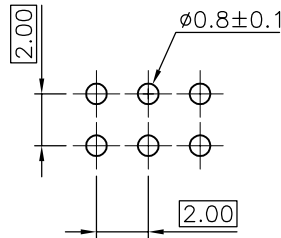
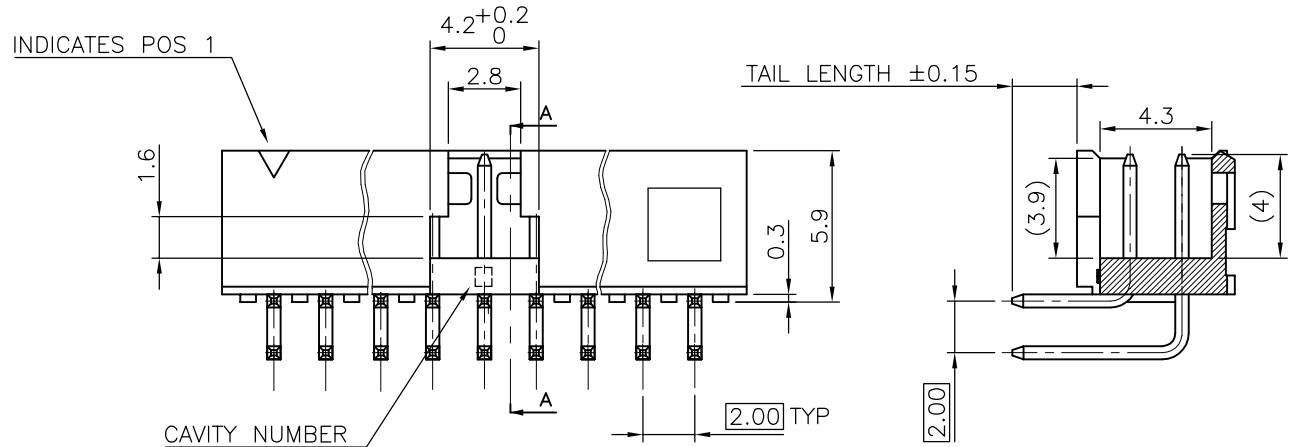
b - MANUFACTURING PROCESS COMPATIBILITY

- THE HOUSING WILL WITHSTAND EXPOSURE TO  
260°C ±5°C SOLDER BATH TEMPERATURE FOR  
5 SECONDS IN A WAVE SOLDER APPLICATION  
WITH A 1.6mm MIN THICK CIRCUIT BOARD.  
- COMPATIBLE 260°C REFLOW PROCESS

c - LABELLING:

- MEETS PACKAGING SPECS AS PER GS-14-920

d - THIS PRODUCT MEETS EUROPEAN DIRECTIVES  
AND OTHER COUNTRY REGULATIONS AS DISCRIBED  
IN GS-47-0004.



RECOMMENDED HOLE PATTERN

mat'l. code		surface	tolerance	projection	product family	
ltr ecn no dr date		ISO 1302	ISO 406 ISO	1:1	MINITEK	
A		tolerances unless otherwise specified		mm	title	
AMA 14.12.11		angles	X.X ±0.3	linear	SHR HEADER	
			X.XX ±0.13		2.0MM HIGH END WALLS	
			X.XXX ±0.05	scale 1:1	dwg no	
		dr	L.MULIN 11.05.19	FCJ	sheet 1 of 1 size	
		engr	J.COMPAGNON 11.05.19		98418	A3
		chr	JCO 11.05.20		type	CUSTOMER Drawing
sheet index		revision sheet				