

INTERCONNECTS

SERIES 310, 350, 410, 450 • 2,54 GRID (0,46 DIA. PINS), SMT GULL WING HEADERS & SOCKETS • SINGLE AND DOUBLE ROW STRIPS

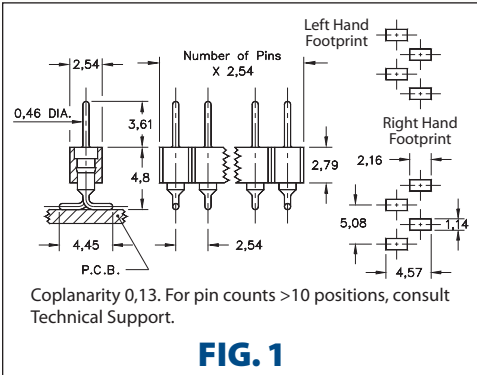


FIG. 1

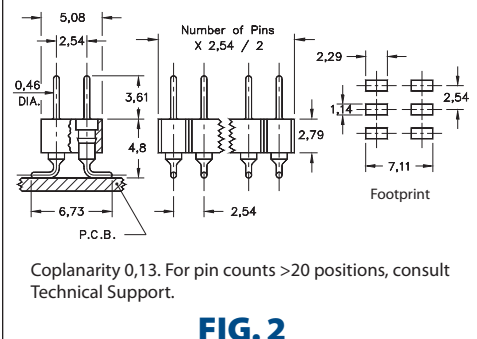


FIG. 2

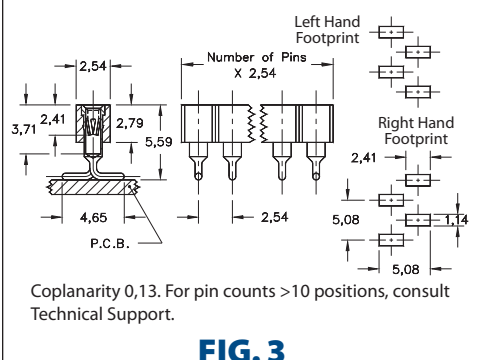


FIG. 3

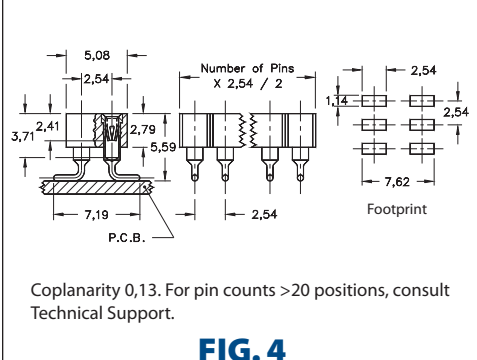



FIG. 4

- Headers (350 & 450) use MM #3404 pins. See page 212 for details
- Sockets (310 & 410) use MM #1005 receptacles and accept pin diameters from 0,38 - 0,64. See page 166 for details
- Contact is rated at 3 amps
- Coplanarity 0,13 (single row max. 10 pins; double row max. 20 pins). For higher pin counts, contact Technical Support
- Insulators are high temperature thermoplastic, suitable for all soldering operations



ORDERING INFORMATION

FIG. 1L	Single Row Header, Left Hand Footprint, Odd or Even # of pins				
	350-XX-1__-00-106000 Specify number of pins ↑ 02-64				
FIG. 1R	Single Row Header, Right Hand Footprint, Even # of pins				
	350-XX-1__-00-107000 Specify number of pins ↑ 02-64				
FIG. 2	Double Row Header, Even # of pins				
	450-XX-2__-00-106000 Specify number of pins ↑ 04-72				
SPECIFY PLATING CODE XX=		10 ◆	90	40 ◆	
Pin Plating		0,25µm Au	5,08µm Sn/Pb	5,08µm Sn	
FIG. 3L	Single Row Socket, Left Hand Footprint, Odd or Even # of pins				
	310-XX-1__-41-105000 Specify number of pins ↑ 02-64				
FIG. 3R	Single Row Socket, Right Hand Footprint, Even # of pins				
	310-XX-1__-41-107000 Specify number of pins ↑ 02-64				
FIG. 4	Double Row Socket, Even # of pins				
	410-XX-2__-41-105000 Specify number of pins ↑ 04-72				
SPECIFY PLATING CODE XX=		91	93	41 ◆	43 ◆
Sleeve (Pin)		5,08µm Sn/Pb	5,08µm Sn/Pb	5,08µm Sn	5,08µm Sn
Contact (Clip)		0,25µm Au	0,76µm Au	0,25µm Au	0,76µm Au