



Micro Commercial Components

Micro Commercial Components
 20736 Marilla Street Chatsworth
 CA 91311
 Phone: (818) 701-4933
 Fax: (818) 701-4939

BAT54TW/ADW/ CDW/SDW/BRW

Features

- Low Forward Voltage Drop
- Fast Switching
- Ultra-Small Surface Mount Package
- PN Junction Guard Ring for Transient and ESD Protection
- Available in Lead Free Version
- Case Material: Molded Plastic. UL Flammability Classification Rating 94V-0

Maximum Ratings

Continuos Reverse Voltage	V_R	30V
Forward Continuous Current	I_F	200mA
Repetitive Peak Forward Current	I_{FRM}	300mA
Peak Forward Current $t < 1s$	I_{FSM}	600mA
Power Dissipation @ $T_A = 25^\circ C$	P_D	200mW
Thermal Resistance , Junction to Ambient	$R_{\theta JA}$	625 $^\circ C/W$
Storage Temperature Range	T_{stg}	-65 $^\circ C$ to 125 $^\circ C$
Operating Temperature Range	T_j	-65 $^\circ C$ to 125 $^\circ C$

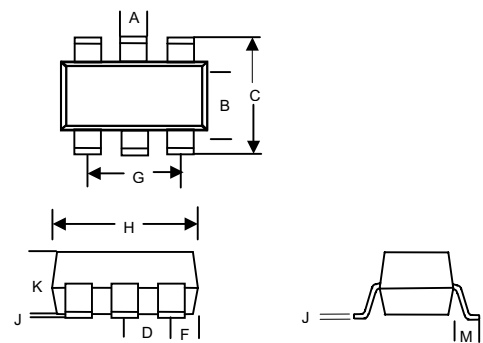
Electrical Characteristics @ 25 $^\circ C$ Unless Otherwise Specified

Ratings	Symbol	Max.	Notes
Forward Voltage at $I_F = 0.1mA$ $I_F = 1mA$ $I_F = 10mA$ $I_F = 30mA$ $I_F = 100mA$	V_F	240mV 320mV 400mV 500mV 1000mV	Note 1
Reverse Current	I_R	2.0 μA	$V_R = 25V$
Reverse Breakdown Voltage	$V_{(BR)}$	>30V	
Capacitance	C_J	10pF	Measured at 1.0MHz, $V_R=1.0V$
Reverse Recovery Time	t_{rr}	5.0nS	$I_F=I_R=10mA$; $I_{REC}=1mA, R_L=100\Omega$

Note 1 :Short duration test pulse used to minimize self-heating effect

200mWatt, 30Volt Schottky Barrier Diode

SOT-363



DIM	DIMENSIONS				NOTE
	INCHES		MM		
A	0.004	0.010	0.10	0.30	
B	0.045	0.053	1.15	1.35	
C	0.079	0.087	2.00	2.20	
D	0.026 Nominal		0.65 Nominal		
F	0.010	0.016	0.30	0.40	
H	0.071	0.087	1.80	2.20	
J	---	0.004	---	0.10	
K	0.035	0.039	0.90	1.00	
L	0.010	0.016	0.25	0.40	
M	0.004	0.010	0.10	0.25	

BAT54TW/ADW/CDW/SDW/BRW

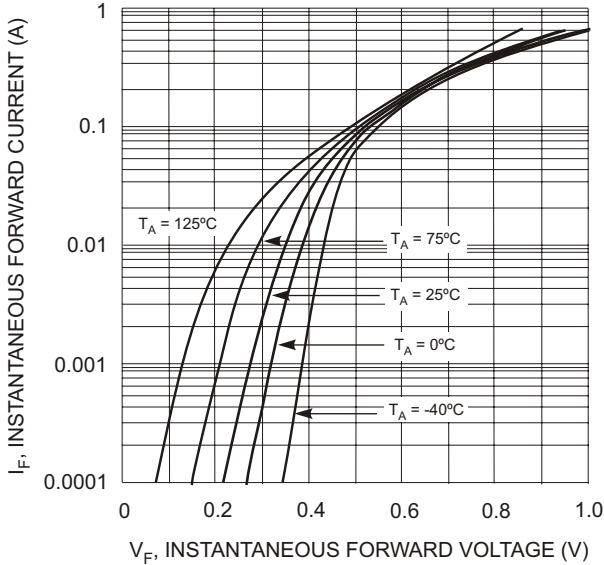


Fig. 1 Forward Characteristics

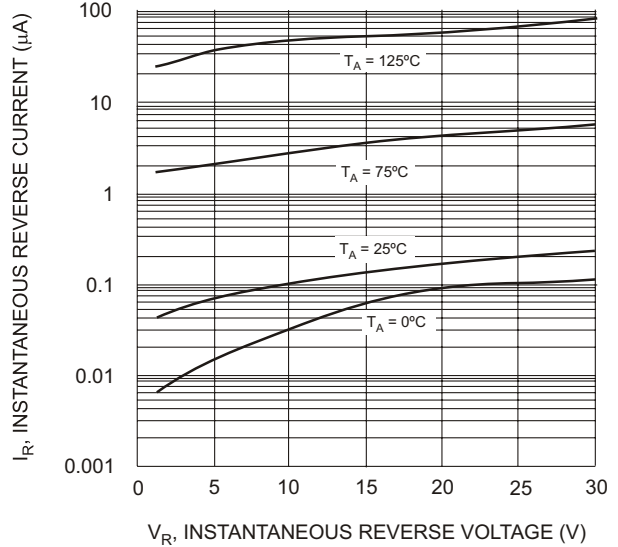


Fig. 2 Typical Reverse Characteristics

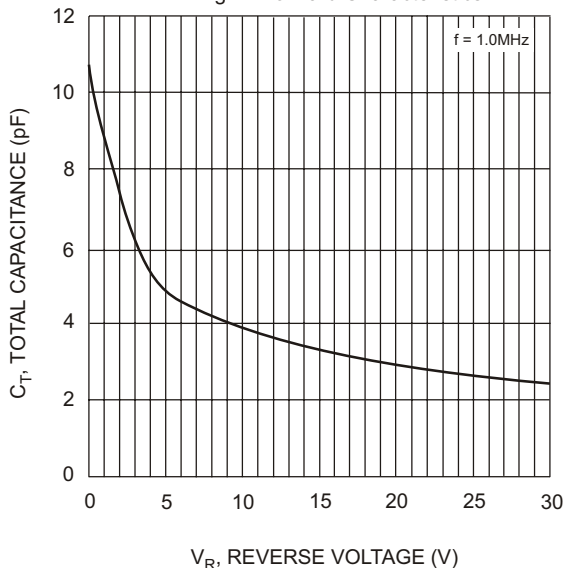


Fig. 3 Typical Capacitance vs. Reverse Voltage

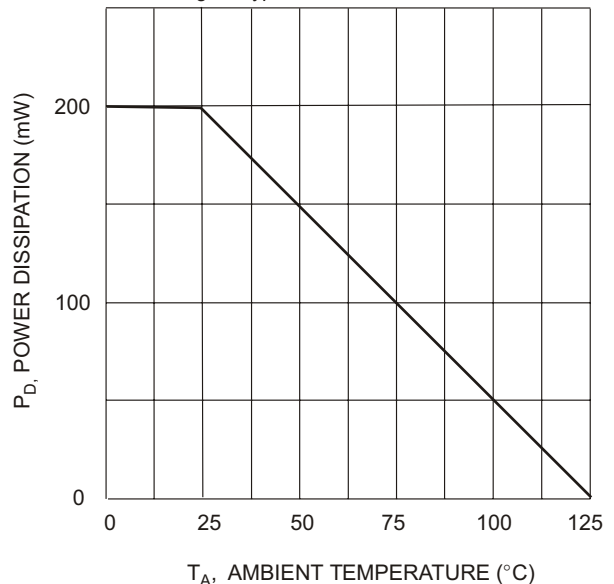
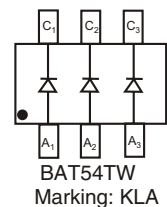
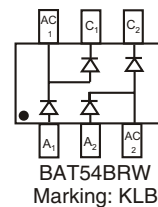
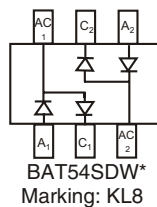
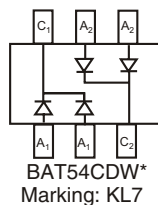
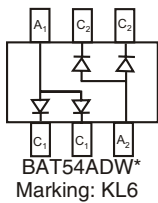


Fig. 4 Power Derating Curve



*Symmetrical configuration, no orientation indicator.



Micro Commercial Components

Ordering Information

Device	Packing
(Part Number)-TP	Tape&Reel;3Kpcs/Reel

*****IMPORTANT NOTICE*****

Micro Commercial Components Corp. reserves the right to make changes without further notice to any product herein to make corrections, modifications, enhancements, improvements, or other changes. *Micro Commercial Components Corp.* does not assume any liability arising out of the application or use of any product described herein; neither does it convey any license under its patent rights, nor the rights of others. The user of products in such applications shall assume all risks of such use and will agree to hold *Micro Commercial Components Corp.* and all the companies whose products are represented on our website, harmless against all damages.

*****APPLICATIONS DISCLAIMER*****

Products offer by *Micro Commercial Components Corp.* are not intended for use in Medical, Aerospace or Military Applications.

www.mccsemi.com