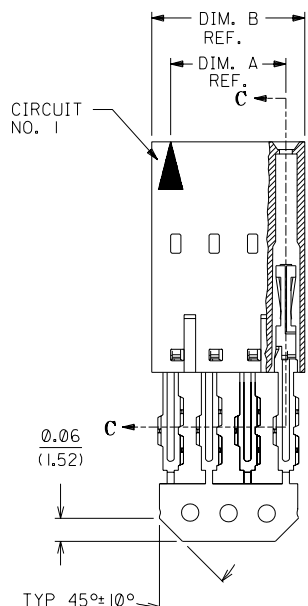
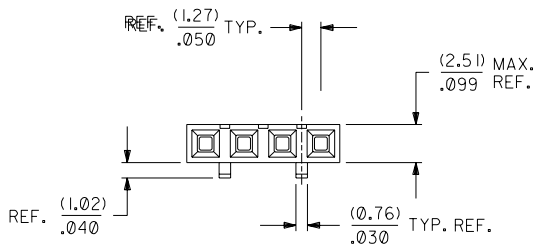


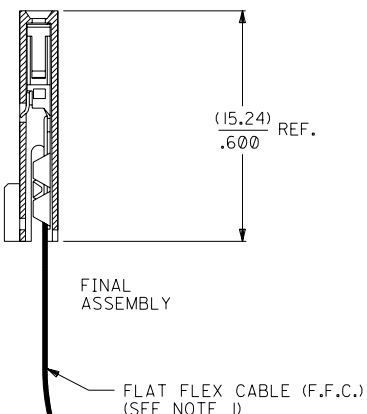
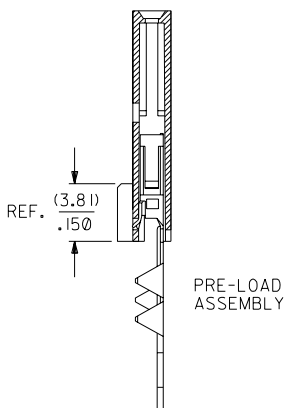
"D" - OPTION

NOTES:

- 1) PRE LOADED ASSEMBLY TO BE USED WITH (0.30)/.102 MAX. THICK FLAT FLEX CABLE WITH (1.57)/.062 WIDE COPPER CONDUCTORS ON (2.54)/.100 CENTERS OR, (0.13)/.005 - (0.28)/.011 THICK MYLAR WITH (1.02)/.040 - (1.65)/.065 WIDE SILVER INK CONDUCTORS ON (2.54)/.100 CENTERS.
- 2) STANDARD PACKING PER PK70873-0001 SHALL BE USED.
- 3) SEE CHART FOR CIRCUIT SIZES, "A" AND "B" DIMENSIONS.
- 4) TWO (2) CIRCUIT ASSEMBLIES SUPPLIED AS GROUPED PAIRS.
- 5) PART MATES WITH (0.64)/.025 SQ. PINS, (8.13)/.320 TO (5.08)/.200 LONG ON (2.54)/.100 CENTERS.
- 6) SEE ESDA 004100 MAXIMUM SHEET DIMENSIONS FOR F. CABLE. (RECOMMENDED WHEN USED IN HOUSING CLIPS)
- 7) PARTS STACKABLE SIDE TO SIDE ON (2.54)/.100 CENTERS.



SECTION C-C



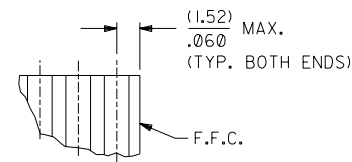
HOUSING MATERIAL : G.F. POLYESTER, 94V-0
CONTACT MATERIAL : PHOSPHOR BRONZE

PLATING PER E.S. -88-***
15 GOLD - .000015 MINIMUM
.000075 MINIMUM
.000050 MINIMUM

GOLD PLATE IN SELECT AREA,
TIN PLATE IN SELECT AREA,
NICKEL PLATE OVERALL.

*THE PRIMARY SHIPPING CARTON WILL BE LABELED "COMPLIANT TO RoHS DIRECTIVE 2002/95/EC AND ELV ANNEX II OF DIRECTIVE 2000/53/EC". CARTONS WITHOUT THIS LABEL MAY CONTAIN PRODUCT WITH LEAD.

PLATING PER ES-88:	COLOR CODE
TIN	NONE
15 GOLD	YELLOW
30 GOLD	RED



DETAIL - 1
(SEE NOTE 7)

CKT. SIZE	EDP. NO.	ENG. NO.	A	B
2	015-47-4022	70430-0246	(2.54) .100	(5.05) .199
3	015-47-4032	70430-0247	(5.08) .200	(7.59) .299
4	015-47-4042	70430-0248	(7.62) .300	(10.13) .399
5	015-47-4052	70430-0249	(10.16) .400	(12.67) .499
6	015-47-4062	70430-0250	(12.70) .500	(15.21) .599
7	015-47-4072	70430-0251	(15.24) .600	(17.75) .699
8	015-47-4082	70430-0252	(17.78) .700	(20.29) .799
9	015-47-4092	70430-0253	(20.32) .800	(22.83) .899
10	015-47-4102	70430-0254	(22.86) .900	(25.37) .999
11	015-47-4112	70430-0255	(25.40) 1.000	(27.91) 1.099
12	015-47-4122	70430-0256	(27.94) 1.100	(30.45) 1.199
13	015-47-4132	70430-0257	(30.48) 1.200	(32.99) 1.299
14	015-47-4142	70430-0258	(33.02) 1.300	(35.53) 1.399
15	015-47-4152	70430-0259	(35.56) 1.400	(38.07) 1.499
16	015-47-4162	70430-0260	(38.10) 1.500	(40.61) 1.599
17	015-47-4172	70430-0261	(40.64) 1.600	(43.15) 1.699
18	015-47-4182	70430-0262	(43.18) 1.700	(45.69) 1.799
19	015-47-4192	70430-0263	(45.72) 1.800	(48.23) 1.899
20	015-47-4202	70430-0264	(48.26) 1.900	(50.77) 1.999
21	015-47-4212	70430-0265	(50.80) 2.000	(53.31) 2.099
22	015-47-4222	70430-0266	(53.34) 2.100	(55.85) 2.199
23	015-47-4232	70430-0267	(55.88) 2.200	(58.39) 2.299
24	015-47-4242	70430-0268	(58.42) 2.300	(60.93) 2.399
25	015-47-4252	70430-0269	(60.96) 2.400	(63.47) 2.499

C	LEAD FREE LCP2004-1769 RWHITE 04/03/24	B1	ADDED EDP NUMBERS PER ECR NO U20028 01-09-92 BJS
B3	ADD CARRIER CHAMF ECN #UDT1998-0280 05/20/98 LMCGRATH	B	REDRAWN ON CAD PER ECR #9479 9/15/86 RAS/MJM
LTR.	REVISIONS	LTR.	REVISIONS

3	PLACE ±	±
2	PLACE ±	±
1	PLACE ±	±

DIMENSIONS SHOWN (METRIC) INCH
UNLESS OTHERWISE SPECIFIED
TOLERANCES: ANGULAR ± 1/2°

REVISIONS: 3 PLACE ±, 2 PLACE ±, 1 PLACE ±

DRAFT WHERE APPLICABLE MUST REMAIN WITHIN DIMENSIONS

DRWG. BY: RAS, CHK'D. BY: MJM, APP'D. BY: WAZ, SCALE: 4:1

REVISED PER ECR #U40643 05-20-94 WGM

REVISIONS: B2

FILE NAME: 704300246.DGN

TITLE: ASSEMBLY, CONNECTOR F.F.C. FEMALE SINGLE ROW (2.54)/.100 GRID

MOLEX INCORPORATED, SHEET NO. 1, DATE 7/21/86

PART NO. SDA-70430-0246-0269

THIS DRAWING CONTAINS INFORMATION THAT IS PROPRIETARY TO MOLEX INC. AND SHOULD NOT BE USED WITHOUT WRITTEN PERMISSION.

MFG. SH. REV.

70430

B

A

C