.100"c.l. Terminal Strip Headers-Custom Right Angle Elevated

FastBall Delivery 3/5 Days to You!

High Temp

.100"

TSHCRE-1 □□-□-□□-□□□-□□-□□-□□□

H High Temp.

Pins per row 01-50

Singles S

Pin Options

Max. Post Ht.	Length	
(5,84) .230	(13,46) .530	14
(8,38) .330	(16,00) .630	16
(10,92) .430	(18,54) .730	20
(13,46) .530	(21,08) .830	22
(16,00) .630	(23,62) .930	24
(18,54) .730	(26,16) 1.030	26
(21,08) .830	(28,70) 1.130	28
(23,62) .930	(31,24) 1.230	30
(26,16) 1.030	(33,78) 1.330	32
(28,70) 1.130	(36,32) 1.430	34
(31,24) 1.230	(38,86) 1.530	36

(Metric Dimensions)

Post Height For Lead Style Selection
See table above for maximum post height

Plating Options

G = 10μ in gold in contact area, gold flash on tail	G
GT = 10μ in gold in contact area, 200μ in tin/lead on tail	GT
H = 30μ gold on contact area, 200μ in tin/lead on tail	H
T = 200μ in tin/lead over entire pin	T

Other plating options available upon request

Lock Tight Option LT
Two tails per strip are crimped in opposing directions on or near the centerline. Must have a minimum tail dimension of .090". Recommended hole size of .040".

Position for Polarization Option 001-100

Mates with: SSHS, SSHR, SH, BSSH, BSSHC BSSQ, SSHSM, SSHQ, SSHQR

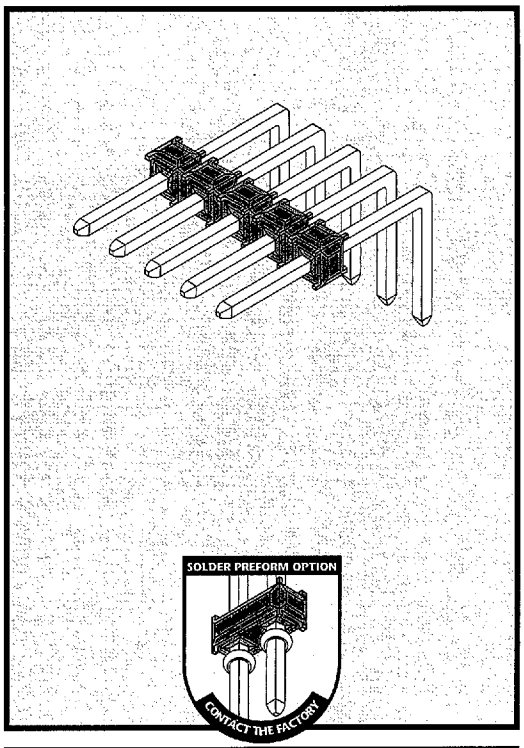

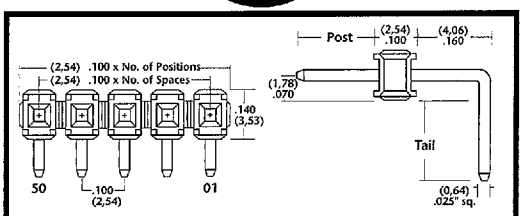

Tail Length (T) = Length (L) - Post Height (P) - .310

APPLICATION

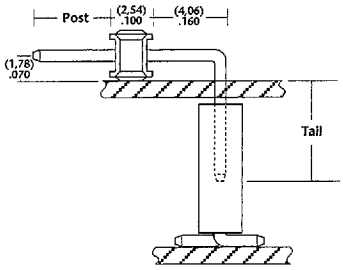

Thru-hole Custom Elevated Right Angle Header plugged into Surface Mount Socket

EXAMPLE: You select the "P"ost length that you want, the chart below shows the resulting tail length. Must have a minimum tail & post height of .055"
Tail Length (T) = Length (L) - Post Height (P) - .310"

STANDARD TEMPERATURE EXAMPLES

Part Number	"L"ength	"P"ost	"T"ail
TSHCRE-1XX-X-14-130-XX	(13,46) .530	(3,30) .130	(2,29) .090
TSHCRE-1XX-X-16-150-XX	(16,00) .630	(3,81) .150	(4,32) .170
TSHCRE-1XX-X-20-200-XX	(18,54) .730	(5,08) .200	(5,59) .220
TSHCRE-1XX-X-22-350-XX	(21,08) .830	(8,89) .350	(4,32) .170

HIGH TEMPERATURE EXAMPLES

Part Number	"L"ength	"P"ost	"T"ail
HTSHCRE-1XX-X-24-400-XX	(23,62) .930	(10,16) .400	(5,59) .220
HTSHCRE-1XX-X-26-450-XX	(26,16) 1.030	(11,43) .450	(6,86) .270
HTSHCRE-1XX-X-28-600-XX	(28,70) 1.130	(15,24) .600	(5,59) .220
HTSHCRE-1XX-X-30-750-XX	(31, 24) 1.230	(19,05) .750	(4,32) .170

Materials & Performance Specifications

Product cut to specific sizes is noncancellable/nonreturnable.
Parts are subject to change without notice.

	STANDARD	HIGH TEMPERATURE
Insulator	Black, glass filled, polyester	High temperature thermoplastic
Terminal	Phosphor Bronze	Phosphor Bronze
Insulation Resistance	5,000M Ω minimum	5,000M Ω minimum
Flammability	UL 94V-O	UL 94V-O
Temperature Range	-65°C to +125°C	-65°C to +250°C
Current Rating	3 ampere	3 ampere
Plating	All Plating Options over 50μ in Ni	All Plating Options over 50μ in Ni

Delivery On Time Every Time...Or The Order's Free!

D 24F 9019296 0000008 054

Phone: 812-944-7244 • Facsimile: 812-944-7268 • Email: mle@iglou.com