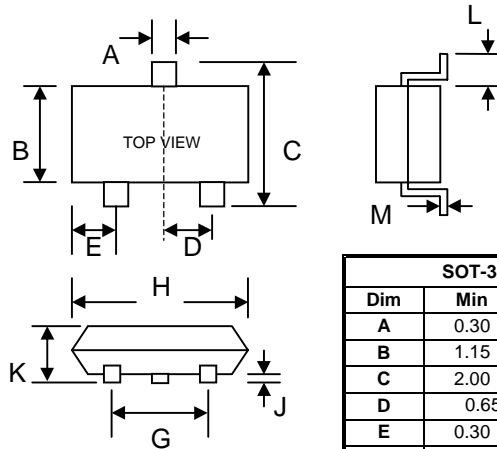


# BAS70W / AW / CW / SW

## SURFACE MOUNT SCHOTTKY BARRIER DIODE

### Features

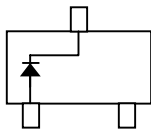
- Low Turn-on Voltage
- Fast Switching
- PN Junction Guard Ring for Transient and ESD Protection
- Designed for Surface Mount Application
- Plastic Material – UL Recognition Flammability Classification 94V-O



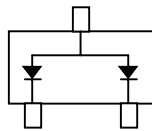
SOT-323		
Dim	Min	Max
A	0.30	0.40
B	1.15	1.35
C	2.00	2.20
D	0.65 Nominal	
E	0.30	0.40
G	1.20	1.40
H	1.80	2.20
J	—	0.10
K	0.90	1.10
L	0.25	—
M	0.05	0.15
All Dimensions in mm		

### Mechanical Data

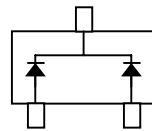
- Case: SOT-323, Molded Plastic
- Terminals: Plated Leads Solderable per MIL-STD-202, Method 208
- Polarity: See Diagrams Below
- Weight: 0.006 grams (approx.)
- Mounting Position: Any



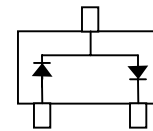
TOP VIEW  
BAS70W Marking: A70



TOP VIEW  
BAS70AW Marking: A72



TOP VIEW  
BAS70CW Marking: A73



TOP VIEW  
BAS70SW Marking: A74

### Maximum Ratings and Electrical Characteristics, Single Diode @<sub>T<sub>A</sub></sub>=25°C unless otherwise specified

Characteristic	Symbol	Value	Unit
Peak Repetitive Reverse Voltage Working Peak Reverse Voltage DC Blocking Voltage	V <sub>RRM</sub> V <sub>RWM</sub> V <sub>R</sub>	70	V
Forward Continuous Current (Note 1)	I <sub>F</sub>	200	mA
Forward Surge Current (Note 1)	I <sub>FSM</sub>	600	mA
Power Dissipation (Note 1)	P <sub>d</sub>	200	mW
Typical Thermal Resistance, Junction to Ambient Air (Note 1)	R <sub>θJA</sub>	625	°C/W
Operating and Storage Temperature Range	T <sub>j</sub> , T <sub>STG</sub>	-55 to +150	°C

Note: 1. Device on fiberglass substrate.

---

**Maximum Ratings and Electrical Characteristics, Single Diode** @ $T_A=25^{\circ}\text{C}$  unless otherwise specified

---

Characteristic	Symbol	Min	Typ	Max	Unit	Test Condition
Reverse Breakdown Voltage	$V_{(BR)R}$	70	—	—	V	@ $I_R = 10\mu\text{A}$
Forward Voltage	$V_F$	—	—	410 750 1000	mV	@ $I_F = 1.0\text{mA}$ , $t_p < 300\mu\text{s}$ @ $I_F = 10\text{mA}$ , $t_p < 300\mu\text{s}$ @ $I_F = 15\text{mA}$ , $t_p < 300\mu\text{s}$
Reverse Leakage Current	$I_R$	—	20	100	nA	@ $V_R = 50\text{V}$ , $t_p < 300\mu\text{s}$
Junction Capacitance	$C_j$	—	1.5	2.0	pF	$V_R = 0\text{V}$ , $f = 1.0\text{MHz}$
Reverse Recovery Time	$t_{rr}$	—	—	5.0	nS	$I_F = 10\text{mA}$ through $I_R = 10\text{mA}$ to $I_R = 1.0\text{mA}$ , $R_L = 100\Omega$

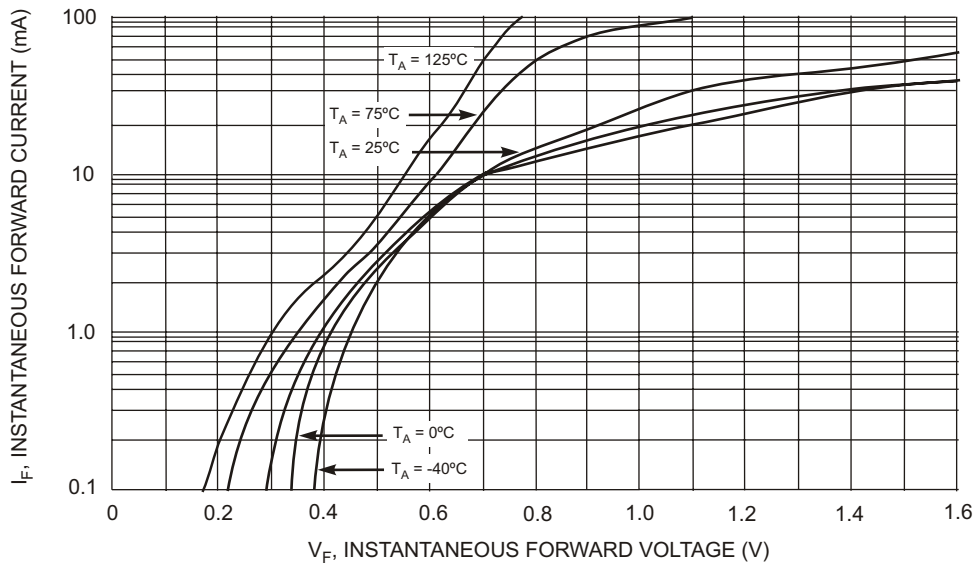


Fig. 1 Typical Forward Characteristics

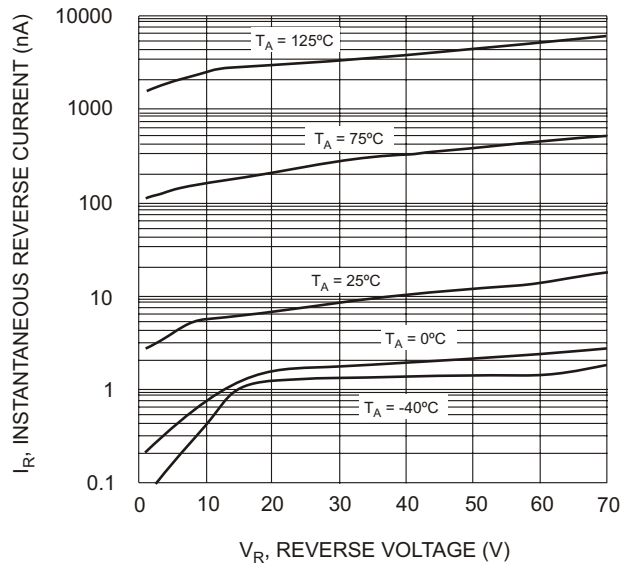


Fig. 2 Typical Reverse Characteristics

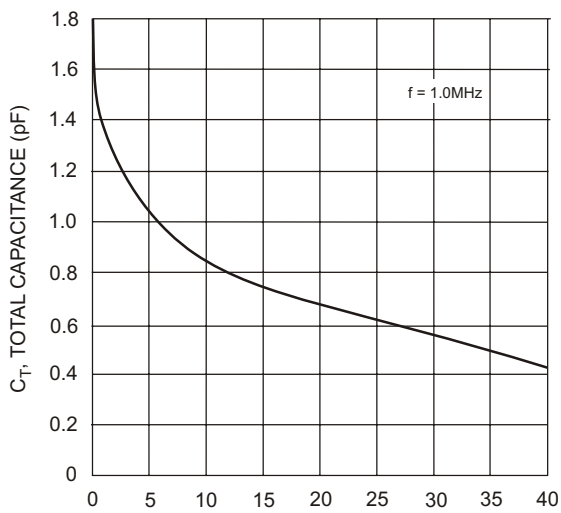


Fig. 3 Typical Capacitance

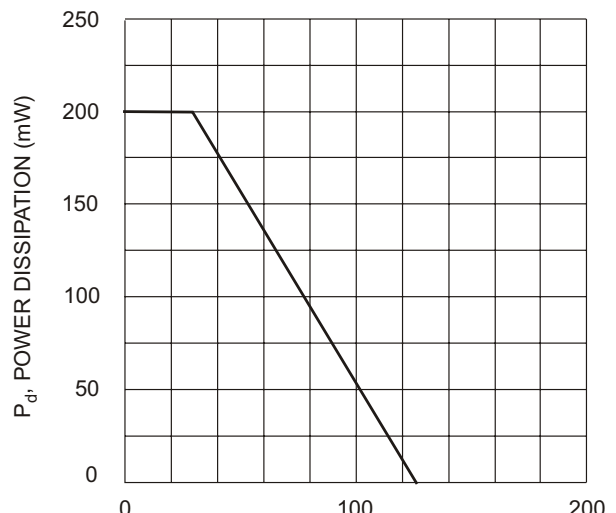


Fig. 4 Power Derating Curve, Total Package

## ORDERING INFORMATION

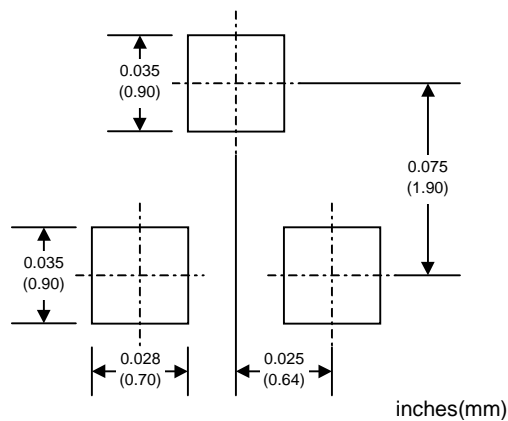
Product No.♦	Package Type	Shipping Quantity
<b>BAS70W-T1</b>	SOT-323	3000/Tape & Reel
BAS70W-T3	SOT-323	10000/Tape & Reel
<b>BAS70AW-T1</b>	SOT-323	3000/Tape & Reel
BAS70AW-T3	SOT-323	10000/Tape & Reel
<b>BAS70CW-T1</b>	SOT-323	3000/Tape & Reel
BAS70CW-T3	SOT-323	10000/Tape & Reel
<b>BAS70SW-T1</b>	SOT-323	3000/Tape & Reel
BAS70SW-T3	SOT-323	10000/Tape & Reel

Products listed in **bold** are WTE **Preferred** devices.

♦T1 suffix refers to a 7" reel. T3 suffix refers to a 13" reel.

Shipping quantity given is for minimum packing quantity only. For minimum order quantity, please consult the Sales Department.

## RECOMMENDED FOOTPRINT



Won-Top Electronics Co., Ltd (WTE) has checked all information carefully and believes it to be correct and accurate. However, WTE cannot assume any responsibility for inaccuracies. Furthermore, this information does not give the purchaser of semiconductor devices any license under patent rights to manufacturer. WTE reserves the right to change any or all information herein without further notice.

**WARNING:** DO NOT USE IN LIFE SUPPORT EQUIPMENT. WTE power semiconductor products are not authorized for use as critical components in life support devices or systems without the express written approval.

### Won-Top Electronics Co., Ltd.

No. 44 Yu Kang North 3rd Road, Chine Chen Dist., Kaohsiung, Taiwan

**Phone:** 886-7-822-5408 or 886-7-822-5410

**Fax:** 886-7-822-5417

**Email:** sales@wontop.com

**Internet:** <http://www.wontop.com>

*We power your everyday.*