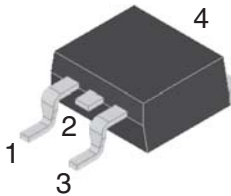
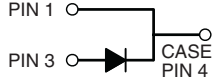





10.0 Amp. Surface Mount High Temperature Technology Schottky Rectifier

TO-263AB (D2PAK)  	Voltage 45 to 200 V	Current 10.0 A	
	FEATURES <ul style="list-style-type: none"> • Low leakage current • Ideal for automated placement • Guardring for overvoltage protection • Low power losses, high efficiency • Low forward voltage drop • High frequency operation • High forward surge current capability • Solder dip 260°C, 10s • Component in accordance to RoHS 2011/65/EU and WEEE 2002/96/EC • Meets MSL level 1, per J-STD-020, LF maximum peak of 260°C 		   RoHS COMPLIANT
	MECHANICAL DATA <ul style="list-style-type: none"> • Case: TO-263AB (D2PAK) molded plastic. Epoxy meets UL 94V-0 flammability rating. • Polarity: As marked • Terminals: Matte tin plated leads, solderable per MIL-STD-750 Method 2026, J-STD-002 and JESD22-B102. Consumer grade, meets JESD 201 class 1A whisker test. HE3 suffix for high reliability grade (AEC Q101 qualified), meets JESD 201 class 2 whisker test. 		
	TYPICAL APPLICATIONS Used in low voltage, high frequency rectifier of switching mode power supplies, freewheeling diodes, dc-to-dc converters or polarity protection application.		

Maximum Ratings and Electrical Characteristics at 25°C

		MBRS 10H45CTC	MBRS 10H60CTC	MBRS 10H100CTC	MBRS 10H150CTC	MBRS 10H200CTC
Marking Code		MBRS10H45CTC	MBRS10H60CTC	MBRS10H100CTC	MBRS10H150CTC	MBRS10H200CTC
V _{RRM}	Maximum Recurrent Peak Reverse Voltage (V)	45	60	100	150	200
V _{RMS}	Maximum RMS Voltage (V)	31	42	70	105	140
V _{DC}	Maximum DC Blocking Voltage (V)	45	60	100	150	200
I _{F (AV)}	Maximum Average Forward Rectified Current at T _C =133°C	10 A				
I _{FSM}	Peak Forward Surge Current, 8.3 ms Single Half sine-wave Superimposed on Rated Load (JEDEC Method)	120 A				
I _{RRM}	Peak Repetitive Reverse Surge Current (Note 1)	1.0 A	0.5 A			
T _j	Operating Junction Temperature Range	- 65 to + 175 °C				
T _{stg}	Storage Temperature Range	- 65 to + 175 °C				

Electrical Characteristics at Tamb = 25 °C

V _F	Maximum Instantaneous Forward Voltage at (Note 1)				
	I _F = 5 A, T _j = 25 °C	0.70 V	0.85 V	0.85 V	0.88 V
	I _F = 5 A, T _j = 125 °C	0.57 V	0.65 V	0.75 V	0.75 V
	I _F = 10 A, T _j = 25 °C	0.80 V	0.90 V	0.95 V	0.97 V
I _R	Max. Instantaneous Reverse Current @ T _j =25°C	100 µA			10.0 µA
	at Rated DC Blocking Voltage (Note 3) @ T _j =125°C	12 mA			2.0 mA
R _{thj-c}	Typical Thermal Resistance (Note 2)	2.0 °C/W			3.5 °C/W

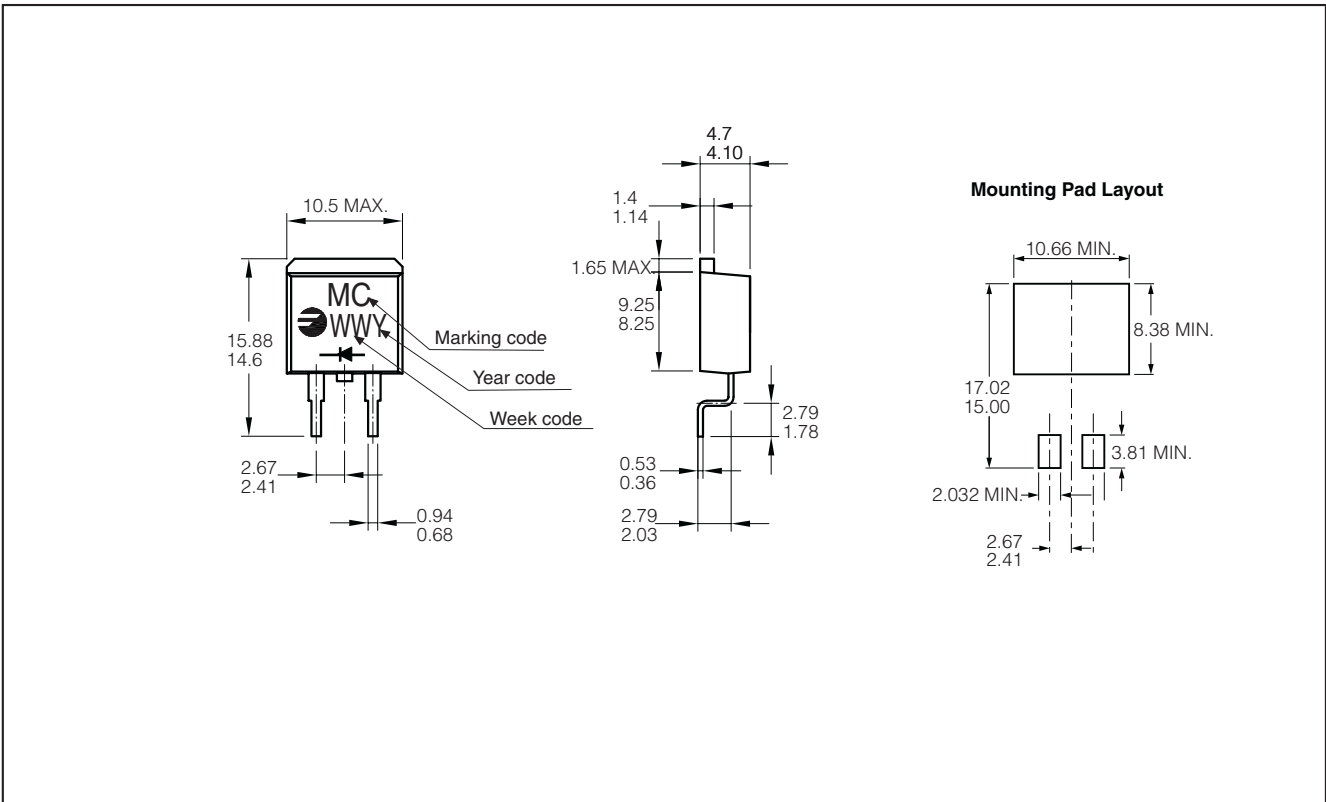
Notes: 1. Pulse Test: 300µ Pulse Width, 1% Duty Cycle
 2. Thermal Resistance from Junction to Case per diode
 3. Pulse test: Pulse width ≤ 40ms

10.0 Amp. Surface Mount High Temperature Technology Schottky Rectifier

Ordering information

PREFERRED P/N	PACKAGE CODE	DELIVERY MODE	BASE QUANTITY	UNIT WEIGHT (g)
MBRS10H150CTC 00TR	TR	13" diameter tape and reel	800	1.33
MBRS10H150CTC 00 HE3 TR	TR	13" diameter tape and reel	800	1.33
MBRS10H150CTC 00TU	TU	TUBE	1000	1.33
MBRS10H150CTC 00 HE3 TU	TU	TUBE	1000	1.33

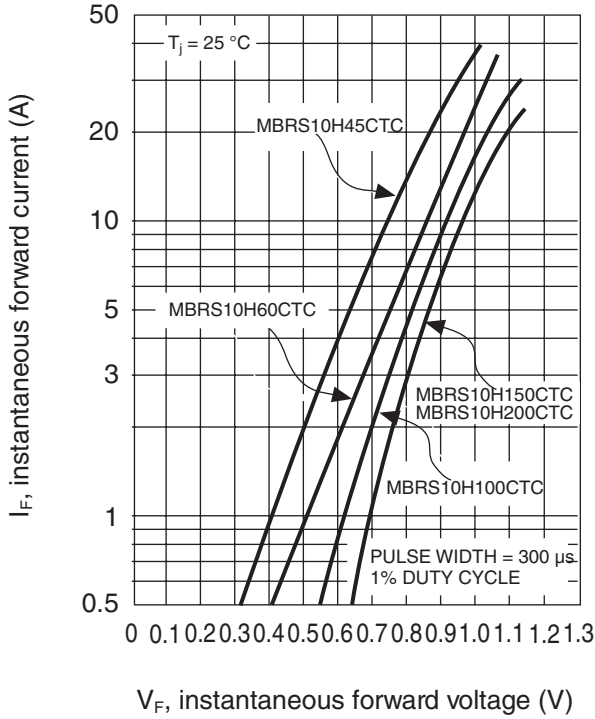
Package Outline Dimensions: (mm) TO-263AB (D2PAK)



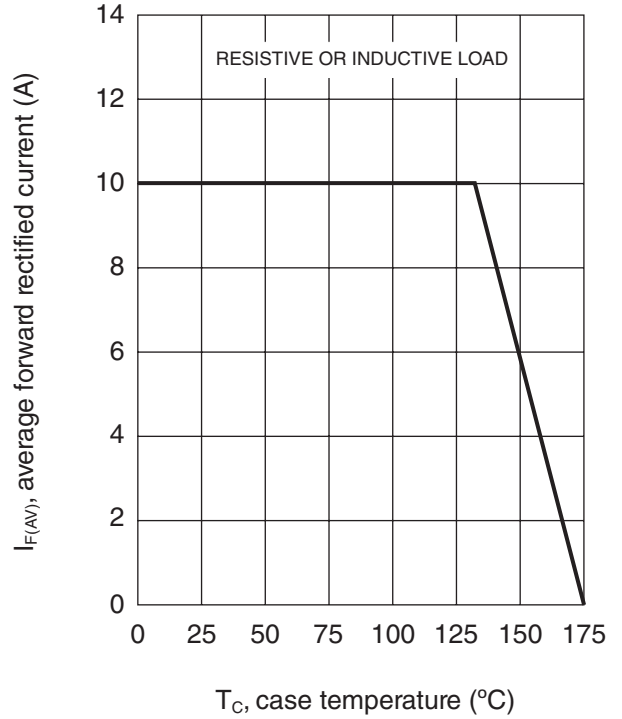
10.0 Amp. Surface Mount High Temperature Technology Schottky Rectifier

Ratings and Characteristics (Ta 25 °C unless otherwise noted)

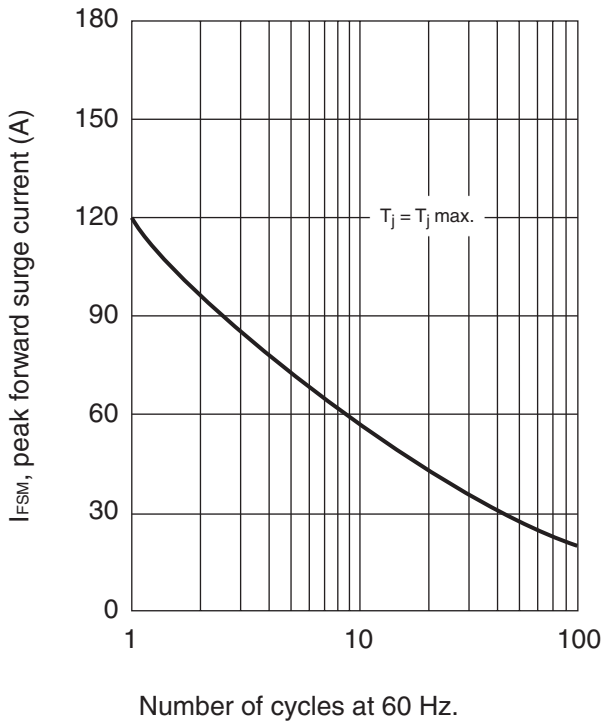
TYPICAL FORWARD CHARACTERISTIC



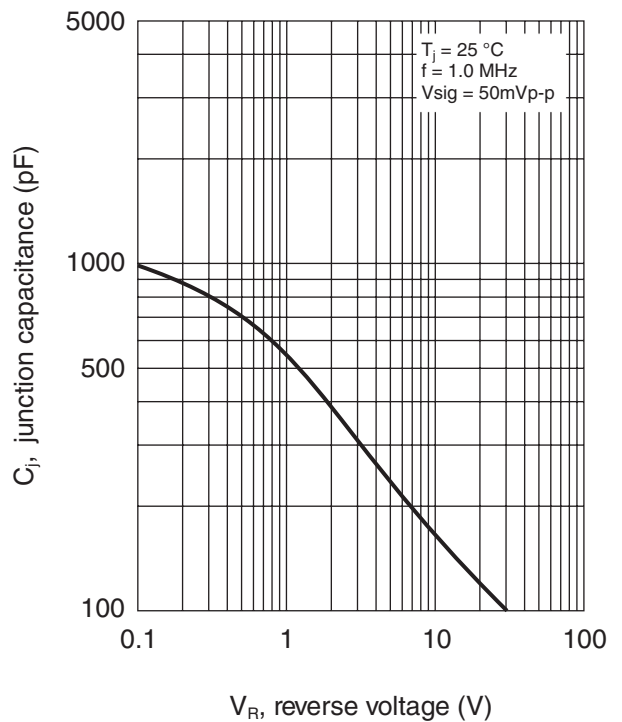
FORWARD CURRENT DERATING CURVE



MAXIMUM NON-REPETITIVE PEAK FORWARD SURGE CURRENT



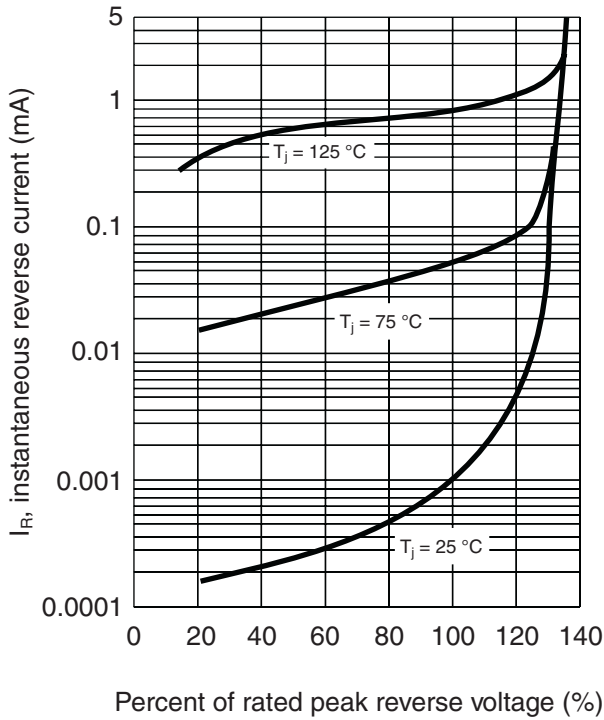
TYPICAL JUNCTION CAPACITANCE



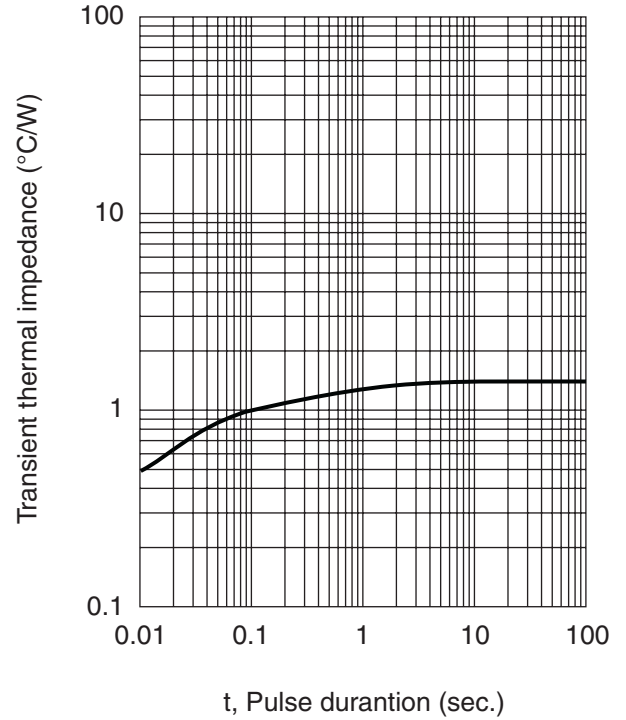
10.0 Amp. Surface Mount High Temperature Technology Schottky Rectifier

Ratings and Characteristics (Ta 25 °C unless otherwise noted)

TYPICAL REVERSE CHARACTERISTICS



TYPICAL TRANSIENT THERMAL CHARACTERISTICS



10.0 Amp. Surface Mount High Temperature Technology Schottky Rectifier**Disclaimer**

All product, product specifications and data are subject to change without notice to improve reliability, function or design or otherwise.

Fagor Electrónica, S.Coop., its affiliates, agents, and employees, and all persons acting on its or their behalf (collectively, "Fagor"), disclaim any and all liability for any errors, inaccuracies or incompleteness contained in any datasheet or in any other disclosure relating to any product.

Fagor makes no warranty, representation or guarantee regarding the suitability of the products for any particular purpose or the continuing production of any product. To the maximum extent permitted by applicable law, Fagor disclaims (i) any and all liability arising out of the application or use of any product, (ii) any and all liability, including without limitation special, consequential or incidental damages, and (iii) any and all implied warranties, including warranties of fitness for particular purpose, non-infringement and merchantability.

Statements regarding the suitability of products for certain types of applications are based on Fagor's knowledge of typical requirements that are often placed on Fagor products in generic applications. Such statements are not binding statements about the suitability of products for a particular application. It is the customer's responsibility to validate that a particular product with the properties described in the product specification is suitable for use in a particular application. Parameters provided in datasheets and/or specifications may vary in different applications and performance may vary over time. All operating parameters, including typical parameters, must be validated for each customer application by the customer's technical experts. Product specifications do not expand or otherwise modify Fagor's terms and conditions of purchase, including but not limited to the warranty expressed therein.

Except as expressly indicated in writing, Fagor products are not designed for use in medical, life-saving, or life-sustaining applications or for any other application in which the failure of the Fagor product could result in personal injury or death. Customers using or selling Fagor products not expressly indicated for use in such applications do so at their own risk and agree to fully indemnify and hold Fagor and its distributors harmless from and against any and all claims, liabilities, expenses and damages arising or resulting in connection with such use or sale, including attorneys fees, even if such claim alleges that Fagor or its distributor was negligent regarding the design or manufacture of the part. Please contact authorized Fagor personnel to obtain written terms and conditions regarding products designed for such applications.

No license, express or implied, by estoppel or otherwise, to any intellectual property rights is granted by this document or by any conduct of Fagor, Product names and markings noted herein may be trademarks of their respective owners.