
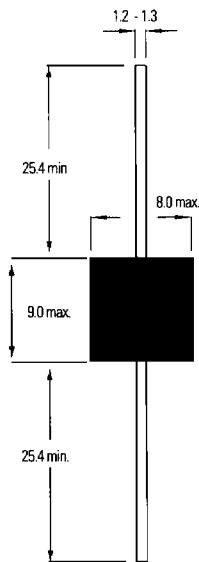


5KP5.0 – 5KP180C  
Series



**CRYDOM**  
Control over power



All dimensions in mm

**Invisible Protection**

When no problems exist, Crydom TVS Diodes are totally invisible to the circuits they're protecting. But when potentially damaging transients occur, they provide high-speed "clamping" to prevent damage – and then return to their electronically invisible state.

Designed specifically for the protection of sensitive electronics used in automotive, heavy industrial environments, and against voltage transients induced by lightning in other applications. Ideal for the protection of I/O interfaces, VCC bus, and other integrated circuits.

**FEATURES**

- Glass passivated junction
- Stand-off voltage range: 5-240 V
- Low clamping factor
- Uni-directional and bi-directional
- 100% surge tested
- UL listed

**MAXIMUM RATINGS**

- Peak pulse power (PPK): 5000 watts (10 X 1000  $\mu$ s)
- 8 watt steady state
- Response time: 1 X 10<sup>-12</sup> s (theoretical)
- Forward surge rating: 400 A, 8.3 ms half sine wave (uni-directional devices only)
- Operating and storage temperature: -55°C to +175°C

**MECHANICAL CHARACTERISTICS**

- Case: Molded plastic over glass passivated junction
- Terminals: Axial leads, solderable per MIL-STD-202 Method 208
- Marking: Cathode band (positive terminal, uni-directional devices only), device code, logo
- Weight: 2.0 grams (approx.)

**Transient Voltage Suppression (TVS) Diodes**

**5KP5.0 – 5KP180C Series**

PART NUMBER (UNI)	PART NUMBER (BI)	REVERSE STAND-OFF VOLTAGE Vr (V)	BREAKDOWN VOLTAGE VBr (V) @ Ir			MAXIMUM REVERSE LEAKAGE Ir @ Vr (µA)	MAXIMUM CLAMPING VOLTAGE Vc @ IPP (V)	MAXIMUM PEAK PULSE CURRENT IPP (A)	MAX. VOLTAGE TEMPERATURE VARIATION OF VBr (mV/°C)
			MIN.	MAX.	(mA)				
5KP5.0	*5KP5.0C	5.0	6.40	7.30	50.0	5000.0	9.6	520.0	4.0
5KP5.0A	N/A	5.0	6.40	7.00	50.0	5000.0	9.2	543.0	4.0
5KP6.0	5KP6.0C	6.0	6.67	8.15	50.0	5000.0	11.4	439.0	4.0
5KP6.0A	5KP6.0CA	6.0	6.67	7.37	50.0	5000.0	10.3	485.0	4.0
5KP6.5	5KP6.5C	6.5	7.22	8.82	50.0	2000.0	12.3	407.0	4.0
5KP6.5A	5KP6.5CA	6.5	7.22	7.98	50.0	2000.0	11.2	447.0	4.0
5KP7.0	5KP7.0C	7.0	7.78	9.51	50.0	1000.0	13.3	378.0	5.0
5KP7.0A	5KP7.0CA	7.0	7.78	8.60	50.0	1000.0	12.0	417.0	5.0
5KP7.5	5KP7.5C	7.5	8.33	10.2	5.0	250.0	14.3	350.0	6.0
5KP7.5A	5KP7.5CA	7.5	8.33	9.21	5.0	250.0	12.9	388.0	6.0
5KP8.0	5KP8.0C	8.0	8.89	10.9	5.0	150.0	15.0	333.0	6.0
5KP8.0A	5KP8.0CA	8.0	8.89	9.83	5.0	150.0	13.6	367.0	6.0
5KP8.5	5KP8.5C	8.5	9.44	11.5	5.0	50.0	15.9	314.0	7.0
5KP8.5A	5KP8.5CA	8.5	9.44	10.4	5.0	50.0	14.4	347.0	7.0
5KP9.0	5KP9.0C	9.0	10.0	12.2	5.0	20.0	16.9	295.0	8.0
5KP9.0A	5KP9.0CA	9.0	10.0	11.1	5.0	20.0	15.4	325.0	8.0
5KP10	5KP10C	10.0	11.1	13.6	5.0	15.0	18.8	266.0	9.0
5KP10A	5KP10CA	10.0	11.1	12.3	5.0	15.0	17.0	294.0	9.0
5KP11	5KP11C	11.0	12.2	14.9	5.0	10.0	20.1	249.0	10.0
5KP11A	5KP11CA	11.0	12.2	13.5	5.0	10.0	18.2	274.0	10.0
5KP12	5KP12C	12.0	13.3	16.3	5.0	10.0	22.0	227.0	11.0
5KP12A	5KP12CA	12.0	13.3	14.7	5.0	10.0	19.9	251.0	11.0
5KP13	5KP13C	13.0	14.4	17.6	5.0	10.0	23.8	210.0	12.0
5KP13A	5KP13CA	13.0	14.4	15.9	5.0	10.0	21.5	232.0	12.0
5KP14	5KP14C	14.0	15.6	19.1	5.0	10.0	25.8	194.0	13.0
5KP14A	5KP14CA	14.0	15.6	17.2	5.0	10.0	23.2	215.0	13.0
5KP15	5KP15C	15.0	16.7	20.4	5.0	10.0	26.9	188.0	15.0
5KP15A	5KP15CA	15.0	16.7	18.5	5.0	10.0	24.4	206.0	15.0
5KP16	5KP16C	16.0	17.8	21.8	5.0	10.0	28.8	176.0	18.0
5KP16A	5KP16CA	16.0	17.8	19.7	5.0	10.0	26.0	192.0	16.0
5KP17	5KP17C	17.0	18.9	23.1	5.0	10.0	30.5	164.0	19.0
5KP17A	5KP17CA	17.0	18.9	20.9	5.0	10.0	27.6	181.0	18.0
5KP18	5KP18C	18.0	20.0	24.4	5.0	10.0	32.2	155.0	20.0
5KP18A	5KP18CA	18.0	20.0	22.1	5.0	10.0	29.2	172.0	19.0
5KP20	5KP20C	20.0	22.2	27.1	5.0	10.0	35.8	139.0	24.0
5KP20A	5KP20CA	20.0	22.2	24.5	5.0	10.0	32.4	154.0	22.0
5KP22	*5KP22C	22.0	24.4	29.8	5.0	10.0	39.4	127.0	27.0
5KP22A	*5KP22CA	22.0	24.4	26.9	5.0	10.0	35.5	141.0	24.0
*5KP24	5KP24C	24.0	26.7	32.6	5.0	10.0	43.0	116.0	30.0
*5KP24A	5KP24CA	24.0	26.7	29.5	5.0	10.0	38.9	128.0	27.0
*5KP26	5KP26C	26.0	28.9	35.3	5.0	10.0	46.6	107.0	33.0
*5KP26A	5KP26CA	26.0	28.9	31.9	5.0	10.0	42.1	119.0	29.0

\*Preferred voltages.

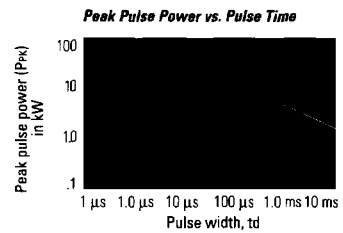
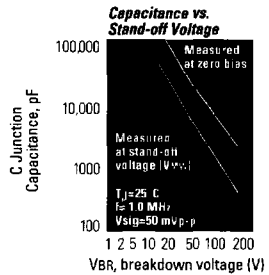
Suffix "C" denotes bi-directional device. Suffix "A" denotes 5% tolerance device. No suffix denotes 10% tolerance device. For bi-directional devices having Vr of 10 V and under the Ir limit is doubled. Vf = 3.5 V max. for devices of nominal VBr < 100 V, and Vf = 5.0 V max. for devices of nominal VBr > 100 V. If = 100 A, 300 µs square wave. Electrical specifications @25°C.

# 5KP5.0 – 5KP180C Series

PART NUMBER (UNI)	PART NUMBER (BI)	REVERSE STAND-OFF VOLTAGE Vr (V)	BREAKDOWN VOLTAGE Vbr (V) @ It			MAXIMUM REVERSE LEAKAGE Ir @ Vr (µA)	MAXIMUM CLAMPING VOLTAGE Vc @ IPP (V)	MAXIMUM PEAK PULSE CURRENT Ipp (A)	MAX. VOLTAGE TEMPERATURE VARIATION OF Vbr (mV/°C)
			MIN.	MAX.	(mA)				
5KP28	5KP28C	28.0	31.1	39.0	5.0	10.0	50.1	99.0	34.0
5KP28A	5KP28CA	28.0	31.1	34.4	5.0	10.0	45.5	110.0	30.0
5KP30	5KP30C	30.0	33.3	40.7	5.0	10.0	53.5	93.0	38.0
5KP30A	5KP30CA	30.0	33.3	36.8	5.0	10.0	48.4	103.0	35.0
5KP33	5KP33C	33.0	36.7	44.9	5.0	10.0	59.0	85.0	41.0
5KP33A	5KP33CA	33.0	36.7	40.6	5.0	10.0	53.3	94.0	38.0
5KP36	5KP36C	36.0	40.0	48.9	5.0	10.0	64.3	78.0	45.0
5KP36A	5KP36CA	36.0	40.0	44.2	5.0	10.0	58.1	86.0	40.0
5KP40	5KP40C	40.0	44.4	54.3	5.0	10.0	71.4	70.0	50.0
5KP40A	5KP40CA	40.0	44.4	49.1	5.0	10.0	64.5	78.0	45.0
5KP43	5KP43C	43.0	47.8	58.4	5.0	10.0	76.7	65.0	54.0
5KP43A	5KP43CA	43.0	47.8	52.8	5.0	10.0	69.4	72.0	49.0
5KP45	5KP45C	45.0	50.0	61.1	5.0	10.0	80.3	62.0	57.0
5KP45A	5KP45CA	45.0	50.0	55.3	5.0	10.0	72.7	69.0	51.0
5KP48	5KP48C	48.0	53.3	65.2	5.0	10.0	85.5	58.0	62.0
5KP48A	5KP48CA	48.0	53.3	58.9	5.0	10.0	77.4	65.0	55.0
5KP51	5KP51C	51.0	56.7	69.3	5.0	10.0	91.1	55.0	65.0
5KP51A	5KP51CA	51.0	56.7	62.7	5.0	10.0	82.4	61.0	60.0
*5KP54	5KP54C	54.0	60.0	73.3	5.0	10.0	96.3	52.0	70.0
*5KP54A	5KP54CA	54.0	60.0	66.3	5.0	10.0	87.1	57.0	64.0
5KP58	5KP58C	58.0	64.4	78.7	5.0	10.0	103.0	49.0	77.0
5KP58A	5KP58CA	58.0	64.4	71.2	5.0	10.0	93.6	53.0	69.0
5KP60	5KP60C	60.0	66.7	81.5	5.0	10.0	107.0	47.0	79.0
5KP60A	5KP60CA	60.0	66.7	73.7	5.0	10.0	96.8	52.0	70.0
5KP64	5KP64C	64.0	71.0	86.9	5.0	10.0	114.0	44.0	85.0
5KP64A	5KP64CA	64.0	71.0	78.6	5.0	10.0	103.0	49.0	75.0
5KP70	*5KP70C	70.0	77.0	95.1	5.0	10.0	125.0	40.0	93.0
5KP70A	*5KP70CA	70.0	77.0	86.0	5.0	10.0	113.0	44.0	84.0
5KP75	5KP75C	75.0	83.3	102.0	5.0	10.0	134.0	37.0	100.0
5KP75A	5KP75CA	75.0	83.3	92.1	5.0	10.0	121.0	41.0	90.0
5KP78	5KP78C	78.0	86.7	106.0	5.0	10.0	139.0	36.0	104.0
5KP78A	5KP78CA	78.0	86.7	95.8	5.0	10.0	126.0	40.0	94.0
5KP85	5KP85C	85.0	94.4	115.0	5.0	10.0	151.0	33.0	113.0
5KP85A	5KP85CA	85.0	94.4	104.0	5.0	10.0	137.0	36.0	102.0
5KP90	*5KP90C	90.0	100.0	122.0	5.0	10.0	160.0	31.0	120.0
5KP90A	*5KP90CA	90.0	100.0	111.0	5.0	10.0	146.0	34.0	109.0
5KP100	5KP100C	100.0	111.0	136.0	5.0	10.0	179.0	28.0	134.0
5KP110	5KP110C	110.0	122.0	149.0	5.0	10.0	196.0	26.0	147.0
5KP120	5KP120C	120.0	133.0	163.0	5.0	10.0	215.0	23.0	158.0
5KP150	5KP150C	150.0	166.0	204.0	5.0	10.0	268.0	18.5	200.0
5KP180	5KP180C	180.0	200.0	244.0	5.0	10.0	320.0	15.0	240.0

## Transient Voltage Suppression (TVS) Diodes

### 5KP5.0 – 5KP180C Series



#### Specify Crydom

...for these industry-leading components and products:

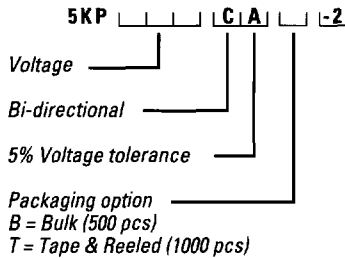
- **Solid State Relays**
  - Printed Circuit Board Mount
  - Panel Mount
  - DIN Rail Mount
- **Power Cubes**
- **I/O Modules**
- **Transient Voltage Suppression Components**
  - TVS Diodes
  - Thyristor Suppression Devices
  - Gas Discharge Tubes (GDT)
  - Zeners/Studs
  - Hybrid Arrestor Devices

#### Ordering Information

For recommended applications and more information contact:  
 Sales: 1-877-502-5500  
 Technical support: 1-877-702-7700  
 Corporate Headquarters: 1-619-715-7200  
 Fax: 1-619-715-7280  
 E-mail: sales@crydom.com  
 Website: www.crydom.com

#### About Crydom

Over the years Crydom has become the supplier of choice for advanced, high-quality products like those featured here. It's the result of our teams of design and production engineers – material, production control, and quality assurance experts, and more – working seamlessly together to create, produce, and deliver superior components and products that satisfy the most demanding environmental and performance requirements. We focus on timely delivery and competitive pricing aimed at meeting your needs and helping you succeed in today's fast-paced, fast-changing global markets.



FASTFAX Product Info: 1-888-267-9191

**Crydom**  
 9525 Chesapeake Drive  
 San Diego, CA 92123 USA



©1998 Crydom  
 Specifications subject to change without notice.