

1-292132-4 ✓ ACTIVE




AMP CT

TE Internal #: 1-292132-4

PCB Mount Header, Vertical, Wire-to-Board, 14 Position, 2 mm [.079 in] Centerline, Partially Shrouded, Tin, Through Hole - Solder, AMP CT

[View on TE.com >](#)

Connectors > PCB Connectors > PCB Headers & Receptacles > CT 2mm Post Header Asmbly: Box V DIP



Connector System: **Wire-to-Board**

Number of Positions: **14**

Number of Rows: **1**

Centerline (Pitch): **2 mm [.079 in]**

PCB Mount Orientation: **Vertical**

[All CT 2mm Post Header Asmbly: Box V DIP \(81\)](#)

Features

Product Type Features

Connector System	Wire-to-Board
Header Type	Partially Shrouded
Sealable	No
Connector & Contact Terminates To	Printed Circuit Board
PCB Connector Assembly Type	PCB Mount Header

Configuration Features

Number of Positions	14
Number of Rows	1
PCB Mount Orientation	Vertical

Electrical Characteristics

Operating Voltage	125 VAC
-------------------	---------

Body Features



Primary Product Color	Natural
-----------------------	---------

Contact Features

Contact Mating Area Length	4.2 mm[.165 in]
PCB Contact Termination Area Plating Material Thickness	1 μ m[39.37 μ in]
Contact Layout	Inline
Mating Pin Diameter	.6 mm[.024 in]
Contact Shape & Form	Round, Rounded
Contact Mating Area Plating Material Finish	Bright
PCB Contact Termination Area Plating Material	Tin
Contact Base Material	Brass
Contact Mating Area Plating Material	Tin
Contact Type	Pin
Contact Current Rating (Max)	4 A

Termination Features

Round Termination Post & Tail Diameter	.6 mm[.024 in]
Termination Post & Tail Length	3.2 mm[.126 in]
Termination Method to Printed Circuit Board	Through Hole - Solder

Mechanical Attachment

PCB Mount Alignment Type	Kinked Legs
Mating Alignment Type	Polarization
Mating Retention	Without
PCB Mount Retention Type	Kinked Legs
Mating Retention Type	Polarized Lock
Connector Mounting Type	Board Mount
Mating Alignment	With
PCB Mount Alignment	Without
PCB Mount Retention	With

Housing Features

Housing Material	66 Nylon
Centerline (Pitch)	2 mm[.079 in]

Dimensions

Connector Length	29.8 mm[1.173 in]
------------------	-------------------



Connector Height	6.8 mm[.267 in]
Connector Width	5.8 mm[.228 in]
PCB Thickness (Recommended)	.8 mm[.031 – .063 in]

Usage Conditions

Operating Temperature Range	-40 – 105 °C[-40 – 221 °F]
-----------------------------	----------------------------

Operation/Application

Assembly Process Feature	Pick and Place Cover
Circuit Application	Power & Signal

Industry Standards

Agency/Standard	CSA, UL
Approved Standards	CSA LR7189, UL E28476
UL Flammability Rating	UL 94V-0

Packaging Features

Packaging Quantity	200
Packaging Type	Bag, Box

Product Compliance

[For compliance documentation, visit the product page on TE.com>](#)

EU RoHS Directive 2011/65/EU	Compliant
EU ELV Directive 2000/53/EC	Compliant
China RoHS 2 Directive MIIT Order No 32, 2016	No Restricted Materials Above Threshold
EU REACH Regulation (EC) No. 1907/2006	Current ECHA Candidate List: JUNE 2023 (235) Candidate List Declared Against: JUNE 2023 (235) Does not contain REACH SVHC
Halogen Content	Low Halogen - Br, Cl, F, I < 900 ppm per homogenous material. Also BFR/CFR/PVC Free
Solder Process Capability	Wave solder capable to 265°C

Product Compliance Disclaimer

This information is provided based on reasonable inquiry of our suppliers and represents our current actual knowledge based on the information they provided. This information is subject to change. The part numbers that TE has identified as EU RoHS compliant have a maximum concentration of 0.1% by weight in homogenous materials for lead, hexavalent chromium, mercury, PBB, PBDE, DBP, BBP, DEHP, DIBP, and 0.01% for cadmium, or qualify for an exemption to these limits as defined in the Annexes of Directive 2011/65/EU (RoHS2). Finished electrical and electronic equipment products will be CE marked as required by Directive 2011/65/EU. Components may not be CE marked. Additionally, the part

numbers that TE has identified as EU ELV compliant have a maximum concentration of 0.1% by weight in homogenous materials for lead, hexavalent chromium, and mercury, and 0.01% for cadmium, or qualify for an exemption to these limits as defined in the Annexes of Directive 2000/53/EC (ELV). Regarding the REACH Regulation, the information TE provides on SVHC in articles for this part number is based on the latest European Chemicals Agency (ECHA) 'Guidance on requirements for substances in articles' posted at this URL: <https://echa.europa.eu/guidance-documents/guidance-on-reach>

Compatible Parts



TE Part # CAT-AM7017-C7671
Common Termination Contacts —
POWER TRIPLE LOCK




TE Part # CAT-AM7017-H8172
AMP COMMON TERMINATION
HOUSINGS

Also in the Series | AMP CT



Connector Hardware(46)



PCB Headers & Receptacles(756)




Wire-to-Board Connector Assemblies
& Housings(256)

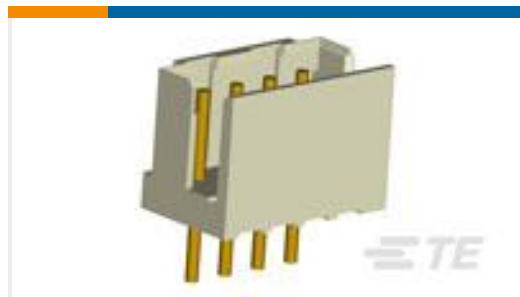


Wire-to-Board Connector Contacts(8)

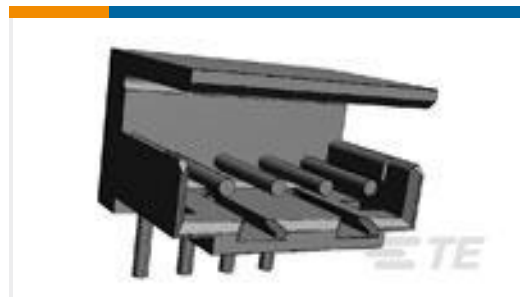
Customers Also Bought



TE Part #1-292161-5
CT P/HDR ASSY V 15P W/KINK NAT



TE Part #292132-6
CT P/HDR BOX V 6P NAT



TE Part #292250-2
CT P/HDR BOX H ASSY 2P W/KINK



TE Part #1-292207-2
MINI CT SGL DIP V 12P NAT




TE Part #1-292207-4
MINI CT SGL DIP V 14P NAT



TE Part #1-292207-0
MINI CT SGL DIP V 10P NAT




TE Part #292207-9
MINI CT SGL DIP V 9P NAT



TE Part #350700-1
UMNL SPLIT PIN PTPBR



TE Part #2-292208-4
MINI CT D/R DIP 24P V NAT



TE Part #8-292155-3
SGL HDR PANEL MOUNT ASSY

Documents

Product Drawings

CT P/HDR BOX V 14P NAT

English

CAD Files

3D PDF

3D

Customer View Model

[ENG_CVM_CVM_1-292132-4_B1.2d_dxf.zip](#)

English

Customer View Model

[ENG_CVM_CVM_1-292132-4_B1.3d_igs.zip](#)

English

Customer View Model

[ENG_CVM_CVM_1-292132-4_B1.3d_stp.zip](#)

English

By downloading the CAD file I accept and agree to the [Terms and Conditions](#) of use.

Product Specifications

Product Specification

English

[AMP COMMON TERMINATION \(CT\), CONNECTOR, 2mm PITCH, M/T TYPE, LEAD FREE VERSION](#)

Japanese

Product Specification

Japanese

Product Environmental Compliance

[MD_1-292132-4_05172013257_dmtec](#)

English

[MD_1-292132-4_05172013257_dmtec](#)

English