

435640-4 ✓ ACTIVE

Alcoswitch | Alcoswitch 7100

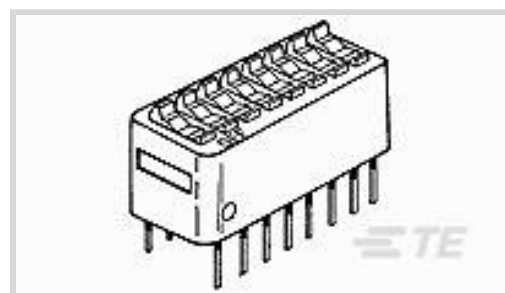
TE Internal #: 435640-4

DIP & SIP Switches, Switch, Gold, Blue Housing, Polyester GF, 6 Switch, -55 – 105 °C, DIP, Rocker (Top Actuated) Actuator Style, 1 A, Alcoswitch 7100

[View on TE.com >](#)



Relays, Contactors & Switches > Switches > DIP & SIP Switches



DIP & SIP Switch Product Type: **Switch**

DIP & SIP Switch Contact Mating Area Plating Material: **Gold**

DIP & SIP Switch Housing Color: **Blue**

DIP & SIP Switch Housing Material: **Polyester GF**

Auto-Insertable: **No**

Features

Product Type Features

DIP & SIP Switch Product Type	Switch
Sealed DIP & SIP Switch	No
DIP & SIP Switch Type	DIP
Actuator Style	Rocker (Top Actuated)

Configuration Features

Number of Positions	6
Number of Switches	6
Configuration (Pole-Throw)	Single Pole - Single Throw

Electrical Characteristics

DIP & SIP Switch Voltage Rating	40 VDC
---------------------------------	--------

Contact Features

Solder Tail Contact Plating	Gold over Nickel
	30 µin
DIP & SIP Switch Contact Mating Area Plating Material	Gold
Auto-Insertable	No
DIP & SIP Switch Contact Current Rating	1 A
Contact Base Material	Copper Alloy

Termination Features



Termination Post Length	3.56 mm[.14 in]
-------------------------	-----------------

Mechanical Attachment

Mounting Angle	Vertical
DIP & SIP Switch Mounting Type	Through Hole

Housing Features

Low Profile	No
DIP & SIP Switch Housing Color	Blue
DIP & SIP Switch Housing Material	Polyester GF
DIP & SIP Switch Centerline	2.54 mm[.1 in]

Dimensions

Height	8.64 mm[.34 in]
Length	17.27 mm[.68 in]

Usage Conditions

Operating Temperature Range	-55 – 105 °C
-----------------------------	--------------

Industry Standards

UL Flammability Rating	UL 94V-0
------------------------	----------

Packaging Features

Packaging Method	Tube
Packaging Quantity	18

Other

Comment	All switches are bottom sealed.
---------	---------------------------------

Product Compliance

[For compliance documentation, visit the product page on TE.com>](#)

EU RoHS Directive 2011/65/EU	Not Compliant
EU ELV Directive 2000/53/EC	Compliant with Exemptions
China RoHS 2 Directive MIIT Order No 32, 2016	Restricted Materials Above Threshold
EU REACH Regulation (EC) No. 1907/2006	Current ECHA Candidate List: JUNE 2023 (235) Candidate List Declared Against: JAN 2023 (233) SVHC > Threshold: Pb (13% in Component Part) <small>Article Safe Usage Statements:</small>



Do not eat, drink or smoke when using this product. Wash thoroughly after handling. Recycle if possible and dispose of the article by following all applicable governmental regulations relevant to your geographic location.

Halogen Content	Not Low Halogen - contains Br or Cl > 900 ppm.
Solder Process Capability	Wave solder capable to 265°C

Product Compliance Disclaimer

This information is provided based on reasonable inquiry of our suppliers and represents our current actual knowledge based on the information they provided. This information is subject to change. The part numbers that TE has identified as EU RoHS compliant have a maximum concentration of 0.1% by weight in homogenous materials for lead, hexavalent chromium, mercury, PBB, PBDE, DBP, BBP, DEHP, DIBP, and 0.01% for cadmium, or qualify for an exemption to these limits as defined in the Annexes of Directive 2011/65/EU (RoHS2). Finished electrical and electronic equipment products will be CE marked as required by Directive 2011/65/EU. Components may not be CE marked. Additionally, the part numbers that TE has identified as EU ELV compliant have a maximum concentration of 0.1% by weight in homogenous materials for lead, hexavalent chromium, and mercury, and 0.01% for cadmium, or qualify for an exemption to these limits as defined in the Annexes of Directive 2000/53/EC (ELV). Regarding the REACH Regulation, the information TE provides on SVHC in articles for this part number is based on the latest European Chemicals Agency (ECHA) 'Guidance on requirements for substances in articles' posted at this URL: <https://echa.europa.eu/guidance-documents/guidance-on-reach>

Compatible Parts



TE Part # 2-5435668-8
DIP SW 8 POSN W/TAPE AU



TE Part # 2-5435668-5
DIP SW 6 POSN W/TAPE AU



TE Part # 435668-7
LO PROFILE DIP SW 8P AU




TE Part # 3-5435668-4
DIP SW 4 POSN W/TAPE AU




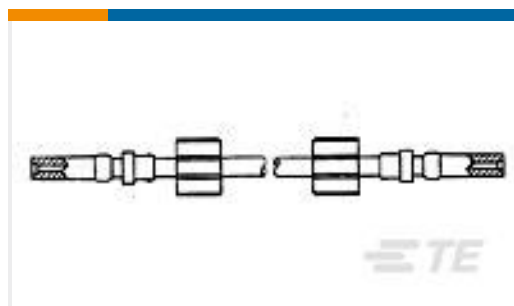
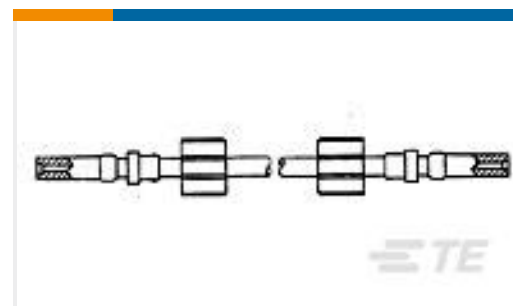
TE Part # 2-435668-5
DIP SW 6 POSN W/TAPE AU

Also in the Series | [Alcoswitch 7100](#)



DIP & SIP Switches(28)

Customers Also Bought

TE Part #2-32950-1
PG R 22-16 COMM 22-18 MIL 6TE Part #4-1617351-6
JMSWD-12XM=M39016/16-019MTE Part #3-690474-1
SHEAR BLADETE Part #7-683453-5
CRIMPER, INSULATIONTE Part #8-189717-6
ANVIL, COMBINATIONTE Part #862546-5
LGH LEAD ASSY DBL ENDTE Part #862548-4
LGH 1/2 DBL MLD ENDTE Part #1-1437562-5
TT21NGRA1=SW TOGGLE WITH RA
TETE Part #1623857-7
409HS 20K 008 KNOBTE Part #YDTS26W09-98SEV001
PLUG ASSY

Documents

CAD Files

Customer View Model

[ENG_CVM_435640-4_AM.3d_igs.zip](#)

English

Customer View Model

[ENG_CVM_435640-4_AM.3d_stp.zip](#)

English

Customer View Model

[ENG_CVM_435640-4_AM.2d_dxf.zip](#)



English

[3D PDF](#)

English

[3D PDF](#)

3D

Customer View Model

[ENG_CVM_CVM_435640-4_CL.2d_dxf.zip](#)

English

Customer View Model

[ENG_CVM_CVM_435640-4_CL.3d_igs.zip](#)

English

Customer View Model

[ENG_CVM_CVM_435640-4_CL.3d_stp.zip](#)

English

By downloading the CAD file I accept and agree to the [Terms and Conditions](#) of use.

Product Specifications

[Application Specification](#)

English

Instruction Sheets

[Instruction Sheet \(U.S.\)](#)

English