

## Features:

- Multiple finger contact on all sockets assures maximum reliability.
- Tapered entry for ease of insertion.
- Closed bottom sleeve for 100% anti-wicking of solder.
- To fit .100/(2.54mm) pitch.
- Easily customized to fit your application.

## Specifications:

### Terminals:

Brass - Copper Alloy  
(C36000) ASTM-B-16

### Contacts:

Beryllium Copper - Copper Alloy  
(C17200) ASTM-B-194

### Solder Preform:

Standard: 63Sn/37Pb  
Lead-free: 95.5Sn/4.0Ag/0.5Cu

### Plating:

G - Gold over Nickel  
M - Matte Tin over Nickel  
T - Tin/Lead over Nickel

Gold per ASTM-B-488  
Matte Tin per ASTM545-97  
Tin/Lead per MIL-P-81728  
Nickel per QQ-N-290

## Table of Models

	<p>Description: <b>Closed Frame Socket (RDS)</b> Mat'l: High Temp. Liquid Crystal Polymer (LCP) Index: -40°C to 260°C (-40°F to 500°F)</p>	
	<p>Description: <b>Open Frame Socket (RLS)</b> Mat'l: High Temp. Liquid Crystal Polymer (LCP) Index: -40°C to 260°C (-40°F to 500°F)</p>	<p>*.100/(2.54) for 48 and 60 pos.</p>
	<p>Description: <b>Peel-A-Way® Socket (KS)</b> Material: Polyimide Film Index: -269°C to 400°C (-452°F to 752°F)</p> <p>For more information, refer to the Peel-A-Way® DIP Sockets pages (30-31).</p>	

RDS replaces DS and HDS.  
RLS replaces LS and HLS.

## Options



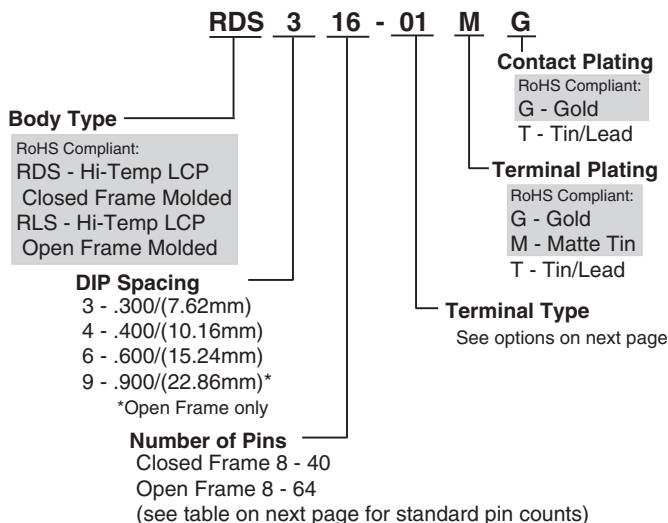
### Tape Seal - add 3M to end of part number

- Removable tape seal protects plated contact in harsh environments
- Sealed socket will not allow dirt and other contaminants to enter socket chamber and become entrapped behind contact fingers
- Spray flux without contaminating contact area

### Material

Silicone Backed Polyimide Film, -74°C to 260°C (-100°F to 500°F)  
Intermittent to 371°C (700°F)

## How To Order



Note: Terminals plated with Matte Tin are available only with Gold plated contacts.

Products shown covered by patents issued and/or pending. Specifications subject to change without notice.

inch/(mm)



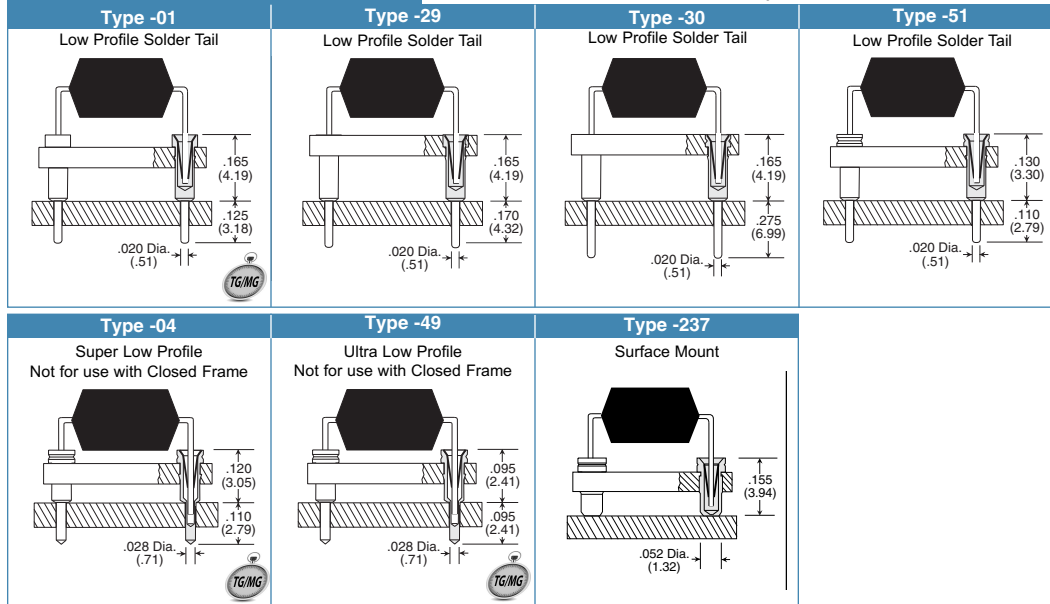
5 Energy Way, West Warwick, RI 02893 USA  
Tel: 800.424.9850 | 401.823.5200  
Fax: 401.823.8723  
info@advanced.com | www.advanced.com  
Catalog 16A

# Molded DIP Sockets

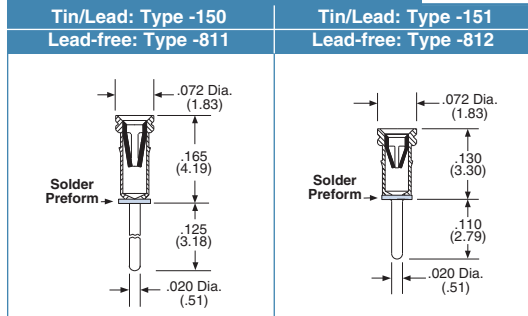
## Closed Frame and Open Frame

Additional standard and custom terminals available.  
See Terminals section or consult factory.

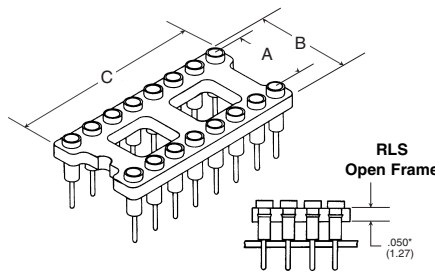
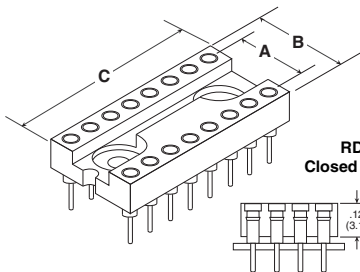
### Standard Terminals



### Solder Preform Terminals



### Dimensional Information



# of Pins	A	B	C
8	.300 (7.62)	.400 (10.16)	.400 (10.16)
14	.300 (7.62)	.400 (10.16)	.700 (17.78)
16	.300 (7.62)	.400 (10.16)	.800 (20.32)
18	.300 (7.62)	.400 (10.16)	.900 (22.86)
20	.300 (7.62)	.400 (10.16)	1.000 (25.40)
22	.300 (7.62)	.400 (10.16)	1.100 (27.94)
24	.300 (7.62)	.400 (10.16)	1.200 (30.48)
28	.300 (7.62)	.400 (10.16)	1.400 (35.56)

# of Pins	A	B	C
22	.400 (10.16)	.500 (12.70)	1.100 (27.54)
24	.400 (10.16)	.500 (12.70)	1.200 (30.48)
24	.600 (15.24)	.700 (17.78)	1.200 (30.48)
28	.600 (15.24)	.700 (17.78)	1.400 (35.56)
32	.600 (15.24)	.700 (17.78)	1.600 (40.64)
40	.600 (15.24)	.700 (17.78)	2.000 (50.80)
48*	.600 (15.24)	.700 (17.78)	2.400 (60.96)
64*	.900 (22.86)	1.000 (25.40)	3.200 (81.28)

The dimensions in blue are for Open Frame only.


\*Socket body thickness is .100/(2.54) for 48 and 64 positions.

= EXPRESS in RLS

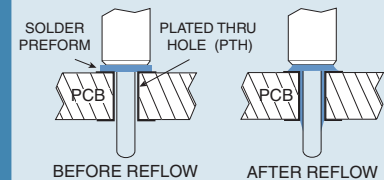
inch/(mm)

Products shown covered by patents issued and/or pending. Specifications subject to change without notice.

# DIP Sockets



### Intrusive Reflow Application:



- Combines the labor of socket loading and solder application into one operation.
- Eliminates the use of solder paste and screening operation.
- Eliminates solder bridges and/or solder shorts due to excess solder.
- Ensures a reliable solder joint with controlled solder volume.
- Ideal for surface mount and mixed technology applications.
- For custom solder preform terminal applications consult factory.

### Available Online:

- RoHS Qualification Test Report
- CAD Drawings

### EXPRESS Delivery

Terminals shown with the new EXPRESS symbol are available in most insulator body types with fast lead time. Some quantity and plating restrictions apply. Search our Distributor inventory online at [www.advanced.com](http://www.advanced.com), or check with customer service for availability.



5 Energy Way, West Warwick, RI 02893 USA  
Tel: 800.424.9850 | 401.823.5200  
Fax: 401.823.8723  
info@advanced.com | www.advanced.com  
Catalog 16A