

6

5

4

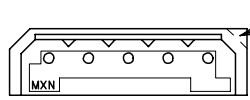
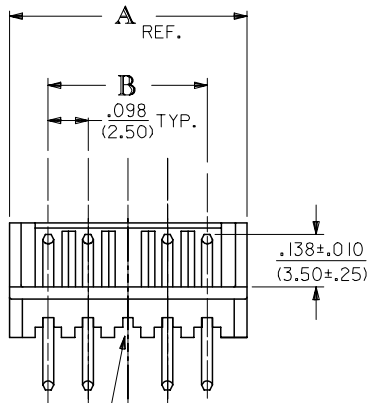
3

2

1

## NOTES:

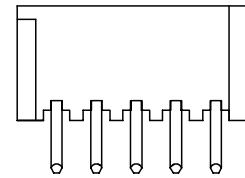
1. MATERIAL: HEADER: POLYESTER, GLASS FILLED.  
PINS: BRASS
2. FINISH:  
(102) - .000200/0.00508 MIN. TIN OVER  
.000100/0.00254 MIN. COPPER UNDERPLATE  
(154) - .000100/0.00254 MIN. TIN OVER  
.000050/0.00127 MIN. NICKEL UNDERPLATE
3. PARTS CONFORM TO PRODUCT SPECIFICATION PS-42219-0001.
4. PACKAGING: SEE LEGEND.
5. KINK DIRECTION:  
2 THROUGH 7 CKTS: ADJACENT PINS KINKED IN OPPOSING DIRECTIONS.  
8 THROUGH 15 CKTS: TWO END PINS ON EACH END KINKED IN SAME DIRECTION. CENTER PINS WITHOUT KINKS.

CIRCUIT NO. 1  
IDENTIFIERVOIDED CKT  
SEE CHART FOR LOCATION.130  
(3.30)  
REF.

HEADER

.283  
(7.19)

SEE NOTE 5.

PLATING  
BLANK=42238-D3(102)  
154=42238-D3(154)

A-42267-N\*\*\*-\*\*\*

NO OF CKTS ↑↑↑  
HOUSING NO. ↑↑↑

PACKAGING METHOD  
BLANK=STD BULK PACK  
A=PER PK-40873-0069

VOID LOCATION ↑↑↑

.098±.002  
(2.50±.05)  
TYP.

CIRCUIT 1

.037±.002  
(.94±.05)  
DIA.PCB HOLE LAYOUT: COMPONENT SIDE  
RECOMMENDED PCB THICKNESS: .062/(1.57)

UPDATE PER ECN	2005/09/02	2005/09/06	2005/09/06
EC NO: UCP2006-0522			
DRWN:ADERR			
CHKD:LSCHMIDT			
APPR:FSMITH			
REV	P1		

QUALITY SYMBOLS	DESCRIPTION
▽=0	
▽=0	

GENERAL TOLERANCES (UNLESS SPECIFIED)	mm	INCH
	4 PLACES ± ---	± ---
	3 PLACES ± ---	± .010
	2 PLACES ± 0.25	± .014
	1 PLACE ± 0.36	± ---
ANGULAR ± 1/2°		
DRAFT WHERE APPLICABLE MUST REMAIN WITHIN DIMENSIONS		

DIMENSION STYLE IN/MM	
DRAWN BY	DATE
GUZIK	01/17/89
CHECKED BY	DATE
EDGLEY	01/17/89
APPROVED BY	DATE
LENZ	01/17/89
MATERIAL NO.	SEE CHART
SIZE	A

SCALE ---	DESIGN UNITS METRIC	THIRD ANGLE PROJECTION
TITLE 2.5 MM HEADER ASSEMBLY		
MOLEX INCORPORATED		SHEET NO. 1 OF 4
DOCUMENT NO. SDA-42267-*		
THIS DRAWING CONTAINS INFORMATION THAT IS PROPRIETARY TO MOLEX INCORPORATED AND SHOULD NOT BE USED WITHOUT WRITTEN PERMISSION		

NO. OF CKTS.	KINK LOCATION	DIM. A	DIM. B
2	1,2	.292/(7.42)	.098/(2.50)
3	1,2,3	.391/(9.92)	.197/(5.00)
4	1,2,3,4	.489/(12.42)	.295/(7.50)
5	1,2,3,4,5	.587/(14.92)	.394/(10.00)
6	1,2,3,4,5,6	.685/(17.40)	.492/(12.50)
7	1,2,3,4,5,6,7	.783/(19.90)	.591/(15.00)
8	1,2,7,8	.882/(22.40)	.689/(17.50)
9	1,2,8,9	.980/(24.90)	.787/(20.00)
10	1,2,9,10	1.079/(27.40)	.886/(22.50)
11	1,2,10,11	1.177/(29.90)	.984/(25.00)
12	1,2,11,12	1.276/(32.40)	1.083/(27.50)
13	1,2,12,13	1.374/(34.90)	1.181/(30.00)
14	1,2,13,14	1.472/(37.40)	1.280/(32.50)
15	1,2,14,15	1.571/(39.90)	1.378/(35.00)

5

4

3

2

1

A-42267-NA-*				A-42267-NB-*				A-42267-NC-*			
OPTIONS	HOUSING	42267-N		OPTIONS	HOUSING	42267-NA		OPTIONS	HOUSING	42267-NB	
	COLOR	NATURAL			COLOR	BLUE			COLOR	BROWN	
	PIN NO	42238-D3(102)			PIN NO	42238-D3(102)			PIN NO	42238-D3(102)	
	PLATING	102			PLATING	102			PLATING	102	
Ckt	Material No	Engineering No	Void Ckts	Ckt	Material No	Engineering No	Void Ckts	Ckt	Material No	Engineering No	Void Ckts
2	22-43-8020	A-42267-2A		2	22-43-8023	A-42267-2B		2		A-42267-2C	
3	22-43-8030	A-42267-3A		3	22-43-8033	A-42267-3B		3		A-42267-3C	
4	22-43-8040	A-42267-4A		4		A-42267-4B		4		A-42267-4C	
5	22-43-8050	A-42267-5A		5		A-42267-5B		5		A-42267-5C	
6	22-43-8060	A-42267-6A		6	22-43-8063	A-42267-6B		6		A-42267-6C	
7	22-43-8070	A-42267-7A		7		A-42267-7B		7		A-42267-7C	
8	22-43-8080	A-42267-8A		8		A-42267-8B		8		A-42267-8C	
9	22-43-8090	A-42267-9A		9		A-42267-9B		9		A-42267-9C	
10	22-43-8100	A-42267-10A		10	22-43-8103	A-42267-10B		10		A-42267-10C	
11	22-43-8110	A-42267-11A		11		A-42267-11B		11		A-42267-11C	
12	22-43-8120	A-42267-12A		12		A-42267-12B		12		A-42267-12C	
13	22-43-8130	A-42267-13A		13		A-42267-13B		13		A-42267-13C	
14	22-43-8140	A-42267-14A		14		A-42267-14B		14		A-42267-14C	
15	22-43-8150	A-42267-15A		15		A-42267-15B		15		A-42267-15C	
		A-42267-10A-6	6								
		A-42267-15A-3	3								
		A-42267-7A-2	2								
	22-44-8030	A-42267-3A-2	2								

REV: <b>P1</b>	SEE SHEET 1 9/6/2005	TITLE: <b>2.5 MM HEADER ASSEMBLY</b>	SHEET No. <b>- 2 -</b>
DOCUMENT NUMBER: <b>SDA-42267-*</b>	CREATED / REVISED BY: <b>ADERR</b>	CHECKED BY: <b>LSCHMIDT</b>	APPROVED BY: <b>FSMITH</b>

A-42267-ND-*				A-42267-NE-*				A-42267-NF-*			
OPTIONS	HOUSING	42267-NR		OPTIONS	HOUSING	42267-NC		OPTIONS	HOUSING	42267-ND	
	COLOR	RED			COLOR	ORANGE			COLOR	YELLOW	
	PIN NO	42238-D3(102)			PIN NO	42238-D3(102)			PIN NO	42238-D3(102)	
	PLATING	102			PLATING	102			PLATING	102	
Ckt	Material No	Engineering No	Void Ckts	Ckt	Material No	Engineering No	Void Ckts	Ckt	Material No	Engineering No	Void Ckts
2	22-43-8021	A-42267-2D		2	22-43-8025	A-42267-2E		2	22-43-8024	A-42267-2F	
3	22-43-8031	A-42267-3D		3	22-43-8035	A-42267-3E		3	22-43-8034	A-42267-3F	
4	22-43-8041	A-42267-4D		4	22-43-8045	A-42267-4E		4	22-43-8044	A-42267-4F	
5	22-43-8051	A-42267-5D		5	22-43-8055	A-42267-5E		5	22-43-8054	A-42267-5F	
6	22-43-8061	A-42267-6D		6	22-43-8065	A-42267-6E		6	22-43-8064	A-42267-6F	
7	22-43-8071	A-42267-7D		7	22-43-8075	A-42267-7E		7		A-42267-7F	
8	22-43-8081	A-42267-8D		8	22-43-8085	A-42267-8E		8		A-42267-8F	
9	22-43-8091	A-42267-9D		9	22-43-8095	A-42267-9E		9		A-42267-9F	
10	22-43-8101	A-42267-10D		10	22-43-8105	A-42267-10E		10	22-43-8104	A-42267-10F	
11	22-43-8111	A-42267-11D		11	22-43-8115	A-42267-11E		11		A-42267-11F	
12	22-43-8121	A-42267-12D		12	22-43-8125	A-42267-12E		12		A-42267-12F	
13	22-43-8131	A-42267-13D		13	22-43-8135	A-42267-13E		13		A-42267-13F	
14	22-43-8141	A-42267-14D		14	22-43-8145	A-42267-14E		14		A-42267-14F	
15	22-43-8151	A-42267-15D		15	22-43-8155	A-42267-15E		15		A-42267-15F	
REV: <b>P1</b>	SEE SHEET 1 9/6/2005			TITLE: <b>2.5 MM HEADER ASSEMBLY</b>							SHEET No. <b>- 3 -</b>
DOCUMENT NUMBER: <b>SDA-42267-*</b>				CREATED / REVISED BY: <b>ADERR</b>			CHECKED BY: <b>LSCHMIDT</b>		APPROVED BY: <b>FSMITH</b>		

A-42267-NG-*				A-42267-NH-*				A-42267-NA-(154)-*			
OPTIONS	HOUSING	42267-NE		OPTIONS	HOUSING	42267-NG		OPTIONS	HOUSING	42267-N	
	COLOR	GREEN			COLOR	GREY			COLOR	NATURAL	
	PIN NO	42238-D3(102)			PIN NO	42238-D3(102)			PIN NO	42238-D3(154)	
	PLATING	102			PLATING	102			PLATING	154	
Ckt	Material No	Engineering No	Void Ckts	Ckt	Material No	Engineering No	Void Ckts	Ckt	Material No	Engineering No	Void Ckts
2	22-43-8026	A-42267-2C		2	22-43-8022	A-42267-2H		2	50-34-9252	A-42267-02A-(154)	
3	22-43-8036	A-42267-3C		3	22-43-8032	A-42267-3H		3	50-34-9253	A-42267-03A-(154)	
4	22-43-8046	A-42267-4C		4		A-42267-4H		4	50-34-9254	A-42267-04A-(154)	
5	22-43-8056	A-42267-5C		5		A-42267-5H		5	50-34-9255	A-42267-05A-(154)	
6	22-43-8066	A-42267-6C		6	22-43-8062	A-42267-6H		6	50-34-9256	A-42267-06A-(154)	
7	22-43-8076	A-42267-7C		7		A-42267-7H		7	50-34-9257	A-42267-07A-(154)	
8	22-43-8086	A-42267-8C		8		A-42267-8H		8	50-34-9258	A-42267-08A-(154)	
9	22-43-8096	A-42267-9C		9		A-42267-9H		9	50-34-9259	A-42267-09A-(154)	
10	22-43-8106	A-42267-10C		10		A-42267-10H		10	50-34-9260	A-42267-10A-(154)	
11	22-43-8116	A-42267-11C		11		A-42267-11H		11	50-34-9261	A-42267-11A-(154)	
12	22-43-8126	A-42267-12C		12		A-42267-12H		12	50-34-9262	A-42267-12A-(154)	
13	22-43-8136	A-42267-13C		13		A-42267-13H		13	50-34-9263	A-42267-13A-(154)	
14	22-43-8146	A-42267-14C		14		A-42267-14H		14	50-34-9264	A-42267-14A-(154)	
15	22-43-8156	A-42267-15C		15		A-42267-15H		15	50-34-9265	A-42267-15A-(154)	
	22-448076	A-42267-07G-3	3								

REV: <b>P1</b>	SEE SHEET 1 9/6/2005	TITLE: <b>2.5 MM HEADER ASSEMBLY</b>	SHEET No. <b>- 4 -</b>
DOCUMENT NUMBER: <b>SDA-42267-*</b>	CREATED / REVISED BY: <b>ADERR</b>	CHECKED BY: <b>LSCHMIDT</b>	APPROVED BY: <b>FSMITH</b>