





SFM-110-03-S-D-A



SFM-125-L2-S-D



## .050" X .050" MICRO STRIPS SFM SERIES

### Specifications:

**SFM HI-TEMP**

**Insulator Material:** Black Liquid Crystal Polymer  
**Contact Material:** BeCu  
**Current Rating:** 2A @ 80°C ambient  
**Operating Temp Range:** -65°C to +125°C  
**Max Processing Temp:** 230°C for 60 seconds  
**Plating:** Au over 50µ" (1,27µm) Ni  
**SMT Lead Coplanarity:** .006" (0,15mm) max (30-50) .004" (0,10mm) max (05-25)  
**Contact Resistance:** 15 mΩ max  
**Insertion Depth:** .100" (2,54mm) to .150" (3,81mm)  
**Insertion Force:** Standard= 5oz (1,39N) avg; LIF= 2.0oz (0,56N) avg.  
**Normal Force:** Standard= 70g (0,69N) avg; LIF= 40g (0,39N) avg.  
**Withdrawal Force:** Standard= 4oz (1,11N) avg; LIF= 1.5oz (0,42N) avg.  
**Max Cycles:** 100 with 10µ" (0,25µm) Au

**Mates with:** TFM, FTS (LIF), FW (LIF)

**Note:** Some sizes, styles and options are non-standard, non-returnable.



High reliability Tiger-Claw contacts

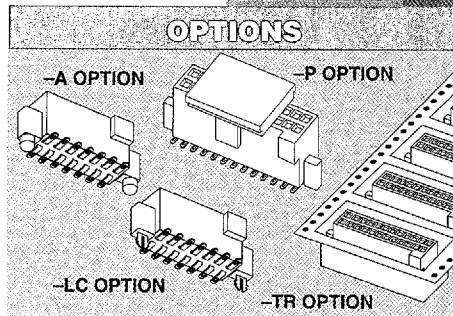
.050" x .050" (1,27mm x 1,27mm) micro pitch

Available with optional pick and place pads



Mated with TFM

**Impedance:** 50Ω average (system @ 50Ω)  
**Capacitance:** 0.4pF average @ 1MHz  
**Inductance:** 7nH average  
**Propagation Delay:** 57pS @ 1:1 83pS @ 7:1  
**Cross Talk:** -26.0 dB G/S/S/G



Slotted SMT tails or choice of through hole tail lengths

Choice of alignment pin or locking clip options



**05, 10, 15, 20, 25, 30, 35, 40, 45, 50**  
 = SFM Series (Call Samtec for other sizes)  
 See SFMC Series for more sizes

LEAD STYLE (Through Hole)	A	B
-01, -L1	(3,05) .120	(0,51) .020
-03, -L3	(1,91) .075	(0,41) .016

**-01, -03**  
= Through Hole

**-L1, -L3**  
= Low Insertion Force Through Hole

**-02**  
= Surface Mount

**-L2**  
= Low Insertion Force Surface Mount

**-S**  
= 30µ" (0,76µm) Au contact  
150µ" (3,81µm) Tin tail

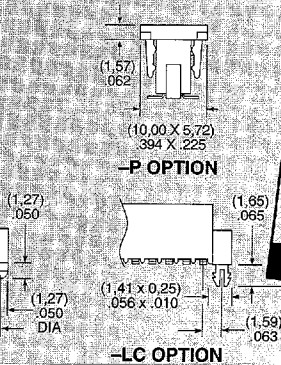
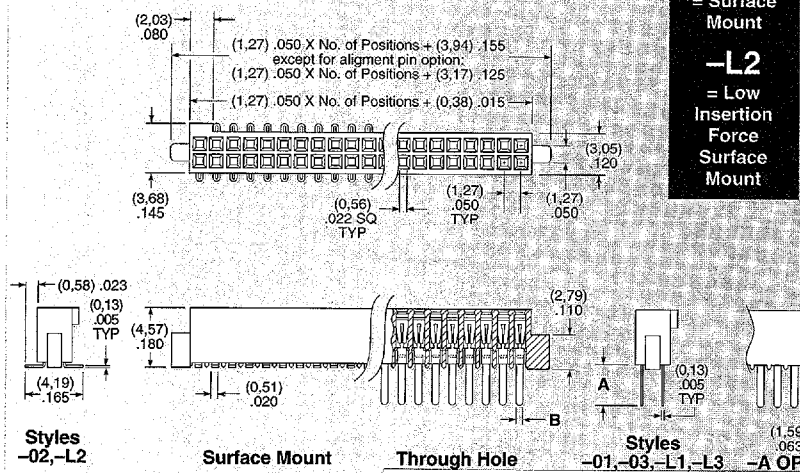
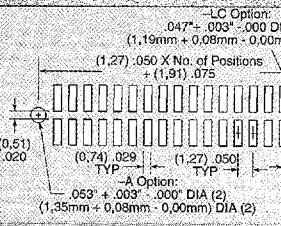
**-A**  
= Alignment Pin (Metal or plastic at Samtec discretion) (N/A with -LC)

**-LC**  
= Locking Clip (N/A with -A) Style -02 & -L2 only

**-P**  
= Pick & Place Pad

**-TR**  
= Tape & Reel (Styles -02 & -L2 only. N/A with -A or -LC.)

### PCB LAYOUTS



**TAPE & REEL AVAILABILITY**  
 No tooling charges.  
 125 piece minimum order.  
 Order any quantity above minimum.  
 In-house design, manufacture.  
 Quick turn-around.  
 Call Samtec for specifications and ordering information.

D 12F 7964149 0002065 2T5